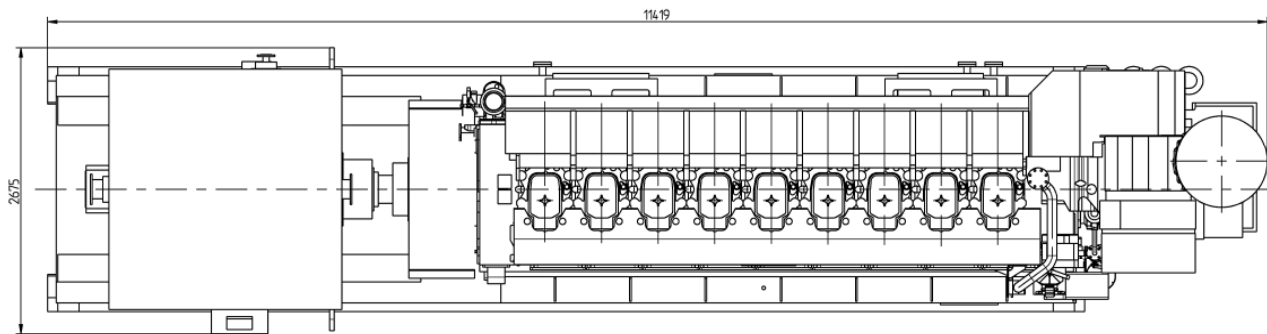
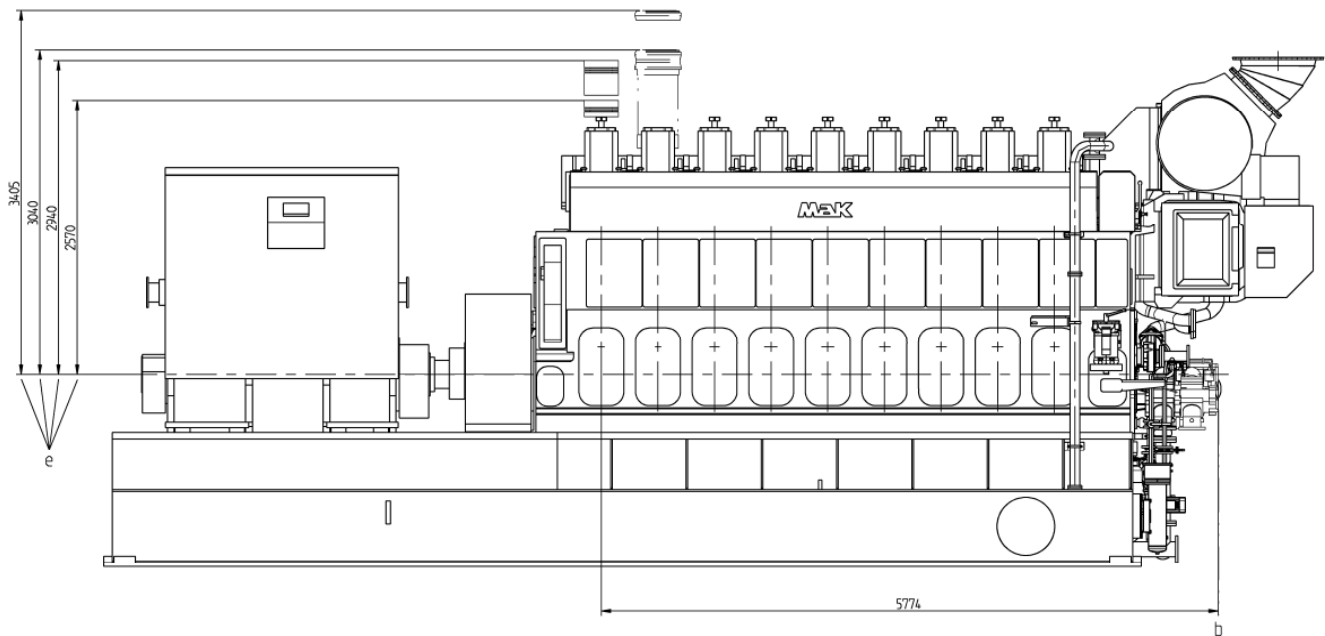
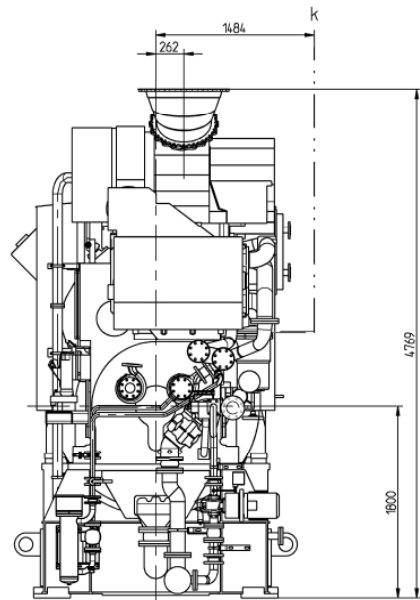
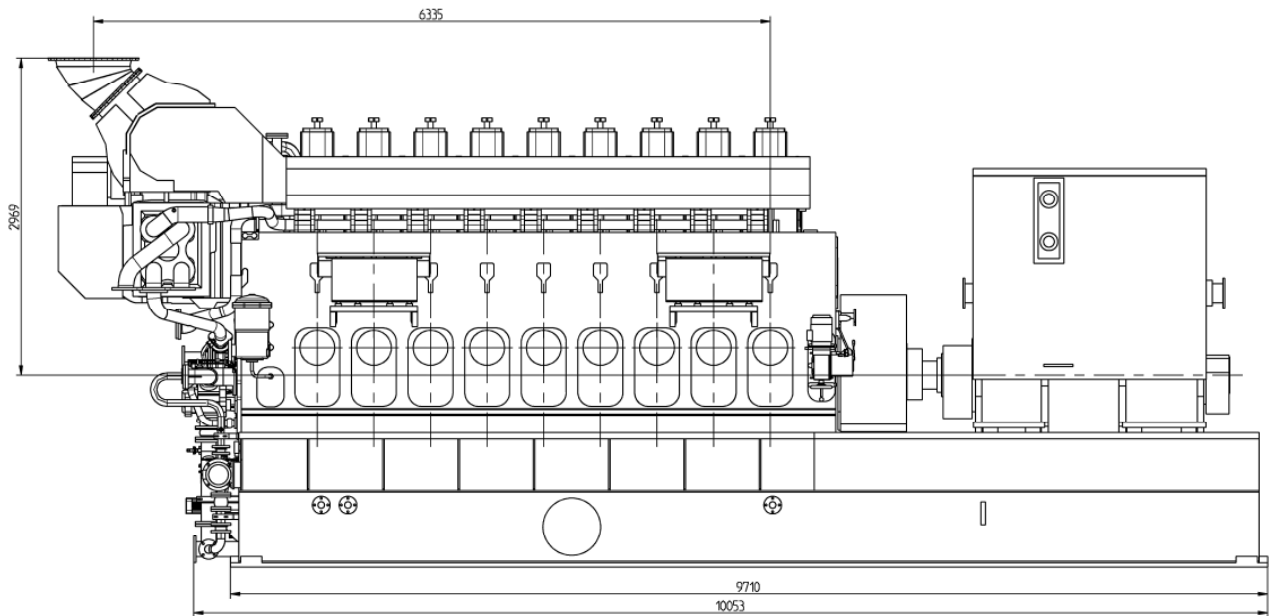
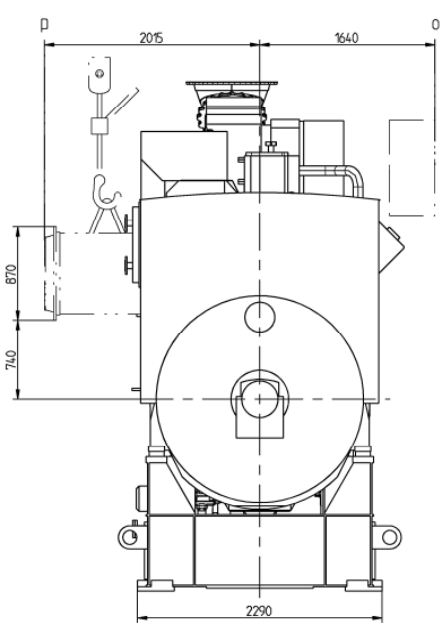


OPTION 3



Anmerkung / REMARKS	
b	SPACE REQUIRED FOR MEASURING TORSIONAL VIBRATIONS, AND/OR FOR REMOVAL OF THE VIBRATION DAMPER AND/OR LUBOIL PUMP
e	SPACE REQUIRED FOR REMOVAL OF PISTON AND CYLINDER LINER REDUCED REMOVAL HEIGHT PISTON AND LINER 2300mm
k	SPACE REQUIRED FOR TERMINAL SET
o	SPACE REQUIRED FOR TURBOCHARGER SHAFT
p	SPACE REQUIRED FOR CHARGE AIR COOLER REMOVING

CATERPILLAR		Model 9M32E_GENSET 1.1	9M32E_GENSET 1.1
Überflächen Surfaces ISO 1802	Allgemeinskizzen General. Surfaces ISO 2768 - mK	Zeichnung Drawing W 882	Verstärkt Reinforced Material
Benennung Name		Aggregat - Einbauzeichnung DIESEL GEN SET INSTALLATION DRAW ING	Blatt Sheet 3
Änd.-Stand Change Level		Freigabe-Nr. Release No.	Doc Code
-		Zeichnungs-Nr. Drawing No.	9M32E Genset
		Blatt Sheet	3
		Blatt Sheet	3

CATERPILLAR MOTOREN GmbH & Co. KG RESERVES THE RIGHT TO
MODIFY AND AMEND DATA AT ANY TIME. ANY LIABILITY FOR
ACCURACY OF INFORMATION PROVIDED IS EXCLUDED.
WE WILL SUPPLY FURTHER BINDING DATA IN CONNECTION WITH A CORRESPONDING ORDER.

ALL RIGHTS RESERVED. NO PART OF THIS PUBLICATION
MAY BE REPRODUCED OR COPIED IN ANY FORM.
WITHOUT PRIOR WRITTEN PERMISSION OF CATERPILLAR MOTOREN GmbH & Co. KG.