

M315D2

Wheeled Excavator



Engine

Engine Model	Cat® C4.4 ACERT™ Technology
Emission Standards	China Nonroad Stage III emission standards equivalent to U.S. EPA Tier 3 and EU Stage IIIA
Net power (Maximum) ISO 9249 at 2,000 rpm	101 kW (137 hp)
Net power (Maximum) ISO 14396 at 2,000 rpm	108 kW (147 hp)

Weights (absolute min-max)

Operating Weight with Work Tool	13 500 to 15 200 kg
---------------------------------	---------------------

Bucket Specifications

Bucket Capacities	0.20 to 0.83 m ³
-------------------	-----------------------------

Working Ranges

Maximum Reach at Ground Level	8580 mm
Maximum Digging Depth	5300 mm

Drive

Maximum Travel Speed	37 kph
----------------------	--------

Features

Performance

Provides fast cycle times, great lift capacity and high bucket and stick forces. The new engine offers great power and reliability, while optimizing your fuel consumption. This combination maximizes your efficiency in any job to maximize your profits.

Serviceability

For increased safety and reduced downtime, all daily maintenance points are accessible from ground level. Centralized greasing systems allow quicker lubrication of several critical points.

Operator Comfort

The operator station maximizes comfort while increasing safety. The available air-suspension seat with heated cushions improves operator comfort. Safety is enhanced by various integrated features like the color monitor displaying the view from the standard rear-mounted camera. Safety is enhanced by the color monitor and standard rear-mounted camera.

Versatility

Various undercarriage and front linkage possibilities. See the machine overall performance in different applications, make the most of it thanks to the available optional features and Cat attachments and you'll get the right machine just for your applications' needs.

Contents

Responsible Design	4
Engine	5
Premium Comfort	6
Simplicity and Functionality	7
Undercarriage	8
Hydraulics	9
Booms and Sticks	10
SmartBoom™	11
Ride Control.....	11
Attachments.....	12
Safety	14
Complete Customer Support.....	14
Serviceability	15
Integrated Technologies.....	16
Specifications.....	17
Standard Equipment.....	30
Optional Equipment.....	31







Responsible Design

Thinking Generations Ahead

Fuel Efficiency and Low Exhaust Emissions

The Cat C4.4 ACERT engine meets China Nonroad Stage III, and achieves emission levels equivalent to Tier 3 and Stage IIIA, while offering increased performance, high fuel efficiency and reliability. This means more work done in a day, low operating cost and minimal impact on our environment.

Quiet Operation

Low sound levels, as a result of the variable fan speed and remote cooling system.

Technologies and Longer Service Intervals

Product Link™ allows remote monitoring of the machine and helps improve your fleet efficiency as well as reduce your costs. Your Cat dealer can help extend service intervals, meaning fewer required fluids and disposals, all adding up to lower operating costs.

Fewer Leaks and Spills

Lubricant filters and various drains are designed to minimize spills. Cat O-ring face seals, XT™ hoses and cylinders help prevent leaks that can reduce performance.

Cat Certified Used

This program is a key element in the range of solutions offered by Caterpillar and Cat dealers throughout the world to help customers achieve growth at the lowest cost while eliminating waste. Used equipment is inspected, guaranteed and ready for work and customers will benefit from a Caterpillar warranty.

Engine

Power, Reliability, and Fuel Economy



The Power and Performance You Need

Constant Power Strategy

Responding quickly to changing loads, the constant power strategy delivers the same amount of power regardless of operating conditions.

The Cat engine delivers a maximum net power (Acc. ISO 14396) of 108 kW at a rated speed of 2,000 rpm and increases reliability with the enhanced fuel system designed to manage world-wide fuel quality.

On-Demand Strategies for Fuel Efficiency

Smart Engines

The engine is electronically controlled and equipped with the Common Rail Fuel System. Smart engines automatically operate at the most efficient operating point depending on the application, to save fuel with no impact on performance.

Demand Fan Cooling System

The electronically controlled hydraulic motor drives a variable speed on-demand fan, resulting in optimized fuel consumption.

One-Touch Low Idle Control and Automatic Engine Speed Control

The Automatic Engine Speed Control reduces engine speed if no operation is performed, reducing fuel consumption and sound levels. The One-Touch Low Idle Control allows you to instantly reduce the engine speed with one touch.

Eco and Work Modes

- The Eco Mode can significantly reduce your fuel consumption while preserving productivity results for most applications.
- The Travel Mode optimizes driveline performance while preserving fuel.
- The Power Mode is the best compromise between productivity and fuel efficiency for heavy load applications.

Premium Comfort

Keeps Operators Productive All Shift Long



Comfortable Seat Options

Our seats provide all the comfort needed for a long day of work. Test the comfort seat, it includes a passive seat climate control and air suspension which can be adjusted to the operator's weight, allowing relaxed, ergonomic sitting.

Comfortable Operation

- Two-way pedals for travel and auxiliary circuits provide increased floor space.
- The auxiliary high-pressure pedal can be locked in the off position and used as a footrest.
- The steering column is easily tiltable thanks to a large pedal at its base.

Low Vibration/Sound Levels

- Rubber-mounted cab with thick steel tubing to reduce sound levels.
- The air-suspended seat helps reduce vibrations.

Details That Make the Difference

Automatic Climate Control


Easy adjustment of the cab temperature with filtered ventilation to be comfortable in all climates.

Storage Compartments

- Large compartment behind the seat with sufficient room to store a large lunch box or a hard hat. A cover secures the contents during machine operation.
- Several other dedicated spaces can hold large mugs, MP3 players or a cell phone.

Plug, Charge and Play Your Devices

- The 12V-7A power supply socket is conveniently located for charging your laptop, or a tablet.
- A CD/MP3 radio is available.





Simplicity and Functionality

For Ease of Operation

Ergonomic Layout and Smart Controls

The operator station is designed for simplicity, functionality and ease of operation. Frequently used switches are centralized on the right-hand switch console. Features like the heavy lift mode, ride control or SmartBoom will not only increase your productivity but also help reduce fatigue for your operators.

Joystick Steering (optional)

Keep both hands on the joysticks even when simultaneously moving the implements and repositioning the machine, by the use of the slider switch on the right joystick.

Optimized Visibility

All glass is affixed directly to the cab, eliminating the use of window frames. The 70/30 split front windshield stores the upper portion above the operator and is easy to release. A large skylight provides upward visibility and includes a retractable sunscreen. The parallel wiper system covers the entire front windshield.



Standard Rearview Camera

Together with the best in class visibility to all sides, the rear view displayed on the monitor helps ensure a safe operation.

Large Color Monitor – Keeps You Aware of Any Important Information

- Easy to read and in local language, high resolution LCD monitor.
- “Quick Access” buttons allow a quick selection of favorite functions.
- The tool select function lets you preset up to ten different hydraulic attachments for quick tool changes (optional).



Undercarriage

Strength and Versatility on Wheels at 37 kph

Stabilizers and Blade – Versatile Solutions to Do it All

Various undercarriage configurations are available to provide the best solution for your work environment including a blade and/or outriggers. Outriggers can be individually controlled to horizontally stabilize the machine even on slight slopes. The new blade design allows material to roll well and minimizes material packing.

Bucket Rest* (available on the front empty/rear blade undercarriage only)

The bucket rest allows nesting the bucket directly onto it for a more comfortable roading experience.

Fenders (optional)

Steel fenders provide coverage of all tires, protecting the machine and surroundings from mud and stones being thrown up.

**Available for China, Asia, Taiwan and Indonesia only. Ride Control option available for the other regions.*



Heavy Duty Axles

Rigidity and long life with effective transmission protection and heavy-duty axles. The transmission is mounted directly on the rear axle for protection and optimum ground clearance. The front axle offers wide oscillating and steering angles.

Advanced Disc Brake System

Minimizes the rocking effect when working free on wheels. The disc brake system acts directly on the hub instead of the drive shaft to avoid planetary gear backlash. The axle design lowers life costs. Oil change intervals can be up to 2,000 working hours depending on the machine usage.



Hydraulics

Fast Cycle Times, Heavy Lift Capacity

Dedicated Swing Pump

This closed hydraulic circuit maximizes swing performance without reducing power to the other hydraulic functions, resulting in smoother combined movements.

Proportional Auxiliary Hydraulics, Tremendous Versatility

The versatility of the hydraulic system can be expanded to utilize a wide variety of hydraulic attachments using multiple valve options. Basic controls include (optional):

- The Multi-Combined Valve allows the operator to select up to ten preset work tools from the monitor.
- A medium pressure function providing proportional flow, ideal for tilting buckets or rotating tools.
- A hammer line (one-way high pressure).
- A dedicated circuit to operate hydraulic quick couplers*.

Heavy Lift Mode

Maximizes your lifting performance by boosting the lifting capacity of the machine up to 7%.

Adjustable Swing Aggressiveness

Allows you to adjust the aggressiveness of the machine swing to match the operator's preferences.

Stick Regeneration Circuit

Increases efficiency and helps enhance controllability for higher productivity.

**Optional offering can differ depending on regions. Contact your Cat dealer for more information.*

Booms and Sticks

Maximum Flexibility – High Productivity

Rugged Performance

Booms and sticks are welded, box section structures with thick, multiplate fabrications in high stress areas for the tough work you do.

Flexibility


The choice of various booms and sticks provides the right balance of reach and digging forces for all applications.

Sticks

- **Short stick (2000 mm)** for maximum breakout force and lifting capability
- **Medium stick (2300 mm)** for greater crowd force and lifting capacity

Booms

- **Variable Adjustable Boom (VA)** – improved right side visibility and roading balance. When working in tight areas, close to the machine, against the blade, or lifting heavy loads, the VA boom offers the best flexibility.
- **One-Piece Boom** – Fits best for all standard applications such as truck loading and digging. A unique straight section in the curve of the side plate reduces stress flow and helps increase boom life.



SmartBoom

Reduces Stress and Vibration

Rock Scraping


Scraping rock and finishing work is easy and fast. SmartBoom simplifies the task and allows more focus on stick and bucket, while the boom freely goes up and down without using pump flow.

Hammer Work

The front parts automatically follow the hammer while penetrating the rock. Blank shots or excessive force on the hammer are avoided resulting in longer life for the hammer and the machine. Similar advantages with vibratory plate compactors.

Truck Loading

Loading trucks from a bench is more productive and fuel efficient as the return cycle is reduced while the boom down function does not require pump flow.




Ride Control

Fast Travel Speed with More Comfort

The ride control system lets you travel faster over rough terrain with improved ride quality for the operator. Accumulators are acting as shock absorbers to dampen the front part motion. It can be activated through a button located on the soft switch panel in the cab.





Attachments

Optimize Your Performance



Save Time with Every Tool Change
Perform tool changes in seconds ... Combine a quick coupler with common attachments that can be shared between the same size machines and you'll get flexibility on every job. The hydraulic quick coupler automates tool exchange, so operators can change attachments quickly, from the safety and comfort of their cabs. Make your operators more efficient and productive.



Power Match

Match your Cat hydraulic attachments to your Cat machine, and get the most out of the standard, built-in software. Attachment changes have never been easier!



Get the Most from Your Machine

If you have multiple tasks to get done in a typical work day, the M315D2 can help. Highly versatile, you can easily expand all the possibilities it offers by utilizing any of the variety of Cat attachments.

Change Jobs Quickly

A quick coupler brings the ability to quickly change attachments, and increase your flexibility. Operators will be encouraged to use the right tool for the job and fewer machines will be needed.

Dig, Load and Landscape

A wide range of buckets offers solutions for digging, excavating, trenching, loading and finishing. Ditch Cleaning buckets are suitable for grading and finishing in landscaping applications or for loading loose material that is stockpiled, where teeth would damage the surface.



Sort and Handle Material

With increasing environmental regulations, you need efficient ways to deal with waste. Save on transportation, manpower and dumping costs with Cat grapples by sorting debris at source and trucking it separately.

Build, Compact and Maintain Roads

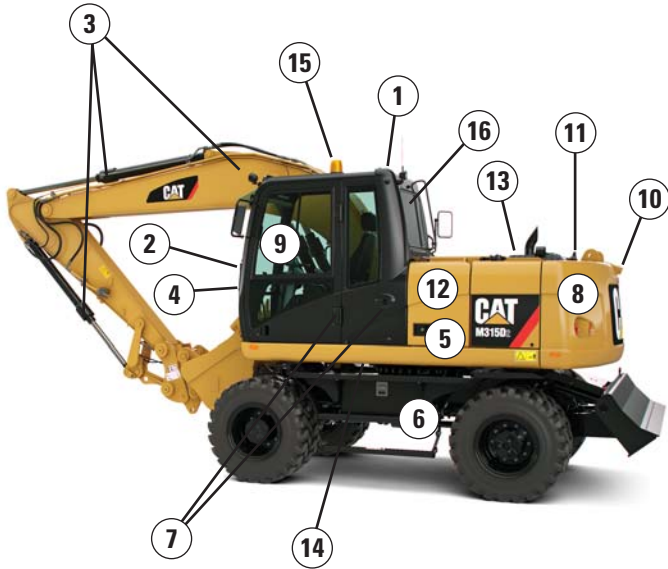
Whether you do finish grading with leveling buckets, ditch cleaning, sewer and water, or compaction, the machine in combination with the appropriate attachment will do the job quickly.



Attachment availability varies depending on territories. Contact your Cat dealer to learn more about the specific attachment choices available in your region.

Safety

Make Sure You're Safe



- 1 FOPS Certified cab
- 2 Falling objects guards "bolt-on" compatibility (optional guards)
- 3 Anti-drift devices for booms, sticks and buckets*
- 4 Sound proofing
- 5 Ground level maintenance
- 6 Punched, anti-slippery walking surfaces
- 7 Three points of contact ingress
- 8 Halogen lights
- 9 Excellent visibility
- 10 Standard rearview camera
- 11 Travel alarm
- 12 Emergency shut-off switch
- 13 Battery disconnect switch
- 14 Swing lock, mechanical
- 15 Rotating beacon (optional)
- 16 Emergency hammer and exit

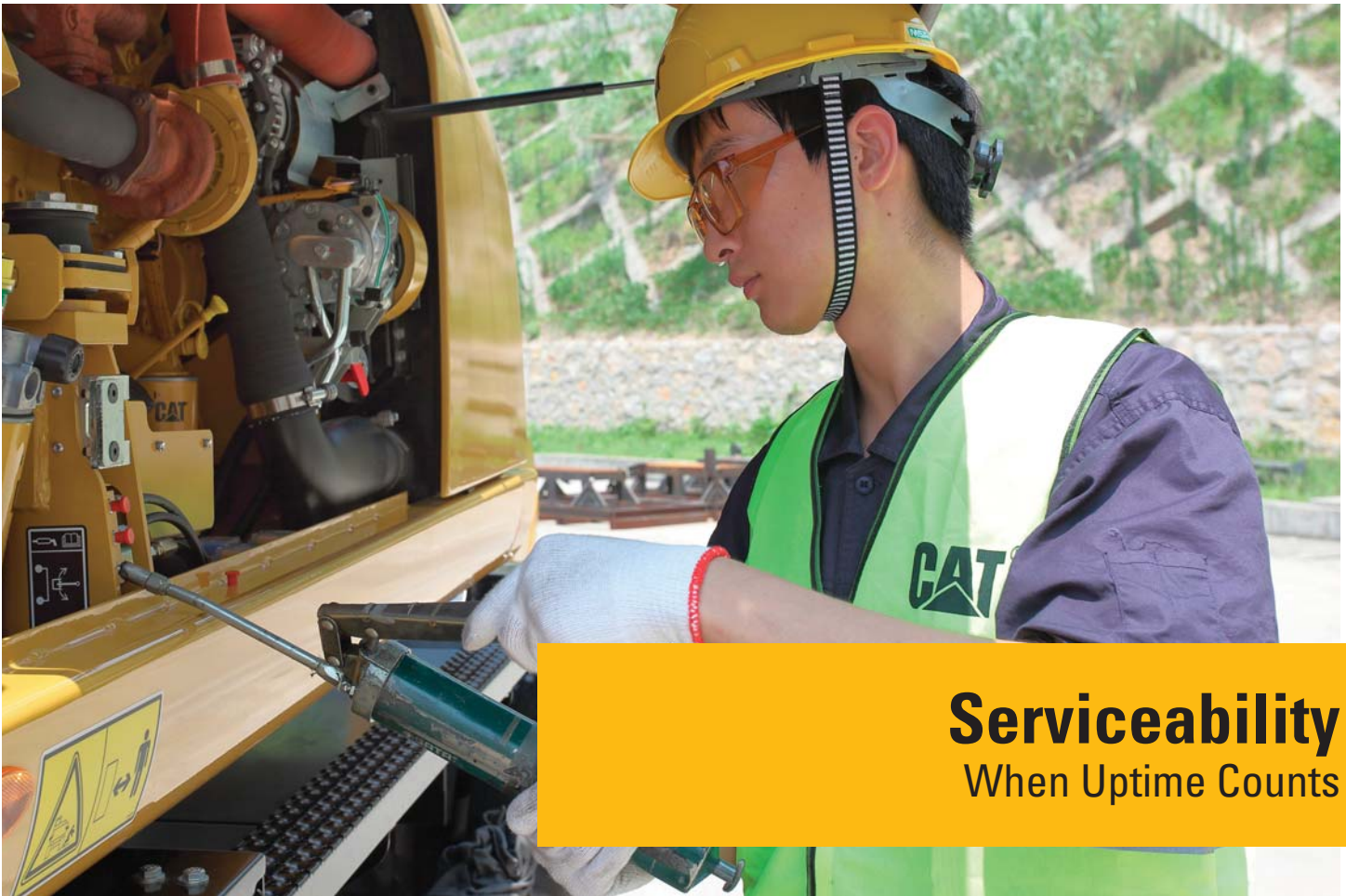
*Offering may differ depending on regions.
Contact your Cat dealer for more information.

Complete Customer Support Your Cat Dealer Will Support You Like No Other

From helping you to choose the right machine to knowledgeable on-going support, Cat dealers provide the best-in-sales and services.

- **Best long-term investment** with financing options and services
- **Productive operation** with training programs
- **Preventive maintenance** and guaranteed maintenance contracts
- **Uptime**, with best-in-class parts availability
- **Repair, rebuild, or replace?** Your dealer can help evaluate the best option.





Serviceability When Uptime Counts

Extended Service Intervals to Reduce Costs

- **S-O-SSM Oil Sampling Analysis** – Enhances performance and durability. This system can predict potential failures and can extend hydraulic oil change intervals up to 6,000 hours.
- **Engine Oil (low ash oil)** – Cat engine oil is more cost effective and provides industry-leading performance. Engine oil change interval can be extended up to 500 hours.
- **Fuel Filters and Water Separator** – The new filtration system is suited for challenging work conditions, even when using poor fuel quality. The primary filter offers increased filtration capabilities and works in conjunction with a water separator. Fuel filters are designed to last up to 500 hours (250 hours with very poor fuel quality). The primary fuel filter includes a fuel priming pump, a water level switch and a visual restriction indicator. Two secondary filters further improve filtration capabilities.
- **Remote Greasing** – Centralized or grouped points for hard to reach locations.
- **Refueling Pump** (optional).

Easy Ground Level Maintenance

Our excavators are designed with the operator and technician in mind. Door opening is assisted with gas springs.

- **Front Compartment** – Ground level access to the batteries, air-to-air aftercooler, air conditioner condenser and the air cleaner filter.
- **Swing-out Air Conditioner Condenser** allows cleaning on both sides and access to the air-to-air aftercooler.
- **Engine Compartment** – The longitudinal layout ensures accessibility from ground level.

Integrated Technologies

It Pays to Know

Cat Connect makes smart use of technology and services to improve your job site efficiency. Using the data from technology-equipped machines, you'll get more information and insight into your equipment and operations than ever before.

Cat Connect technologies offer improvements in these key areas:



EQUIPMENT
MANAGEMENT

Equipment Management – increase uptime and reduce operating costs.



PRODUCTIVITY

Productivity – monitor production and manage job site efficiency.



SAFETY

Safety – enhance job site awareness to keep your people and equipment safe.

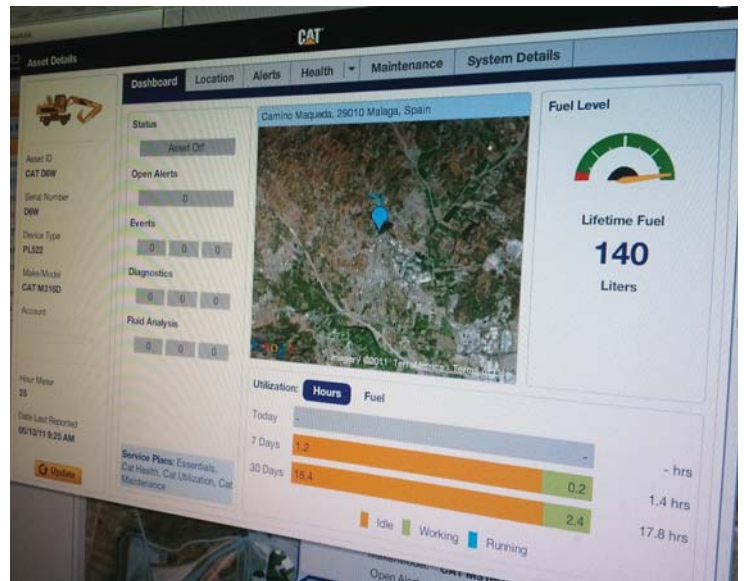

Featured Cat Connect technologies include the following:

Link

Link technologies provide wireless capability to machines to enable two-way transfer of information collected by on-board sensors, control modules, and other Cat Connect technologies.

Manage Your Machine Remotely

Cat Product Link is a system that is deeply integrated into the machine monitoring system to take the guesswork out of managing your equipment. The system tracks location, hours, fuel usage, productivity, idle time, and diagnostic codes and shares it with you through VisionLink® to help you maximize efficiency, improve productivity, and lower operating costs.



CAT® CONNECT



EQUIPMENT
MANAGEMENT



PRODUCTIVITY



SAFETY



SUSTAINABILITY

M315D2 Wheeled Excavator Specifications

Engine

Engine Model	Cat C4.4 ACERT
Emission Standards	Meets China Nonroad Stage III, equivalent to Tier 3 and Stage IIIA
Ratings	2,000 rpm
Net Power (metric)	
ISO 14396	108 kW (147 hp)
ISO 9249/SAE J1349	101 kW (137 hp)
Bore	105 mm
Stroke	127 mm
Displacement	4.4 L
Cylinders	4
Maximum Torque at 1,400 rpm	550 N·m

- All engine horsepower (hp) are metric including front page.
- Full engine net power up to 3000 m altitude.

Weights

VA Boom*	
Rear Blade Only	14 200 kg
Front Blade, Rear Outriggers	15 100 kg
One-Piece Boom (either 4500 mm or 4815 mm**)	
Rear Blade Only	13 800 kg
Rear Blade, Front Outriggers	14 750 kg
Sticks	
Short (2000 mm)	370 kg
Medium (2300 mm)	390 kg
Blade	750 kg
Counterweight	
Standard	2900 kg
Optional	3300 kg

*Machine weight with medium stick, 3300 kg counterweight, with operator and full fuel tank, with 450 kg bucket. Weight varies depending on configuration.

**4500 mm boom available for Asia, China, Taiwan and Indonesia only.

Transmission

Forward/Reverse	
1st Gear	9 kph
2nd Gear	37 kph
Creeper Speed	
1st Gear	3 kph
2nd Gear	13 kph
Drawbar Pull	76 kN
Maximum Gradeability at 14 500 kg	58% (30°)

Tires

Standard	10.00-20 (dual pneumatic)
----------	---------------------------

Hydraulic System

Tank Capacity	95 L	
System	180 L	
Maximum Pressure		
Implement Circuit		
Normal	350 bar	35 000 kPa
Heavy Lift	375 bar	37 500 kPa
Travel Circuit	350 bar	35 000 kPa
Auxiliary Circuit		
High Pressure	350 bar	35 000 kPa
Medium Pressure	185 bar	18 500 kPa
Swing Mechanism	350 bar	35 000 kPa
Maximum Flow		
Implement/Travel Circuit	180 L/min	
Auxiliary Circuit		
High Pressure	180 L/min	
Medium Pressure	40 L/min	
Swing Mechanism	78 L/min	

M315D2 Wheeled Excavator Specifications

Swing Mechanism

Maximum Swing Speed	9.8 rpm
Maximum Swing Torque	36 kN·m

Undercarriage

Axle Clearance	370 mm
Maximum Steering Angle	35°
Oscillation Axle Angle	± 8.5°
Minimum Turning Radius	
Outside of Tire	6200 mm
End of VA Boom	6700 mm
End of One-Piece Boom	8100 mm

Service Refill Capacities

Fuel Tank	235 L
Cooling	31 L
Engine Crankcase	8 L
Rear Axle Housing (differential)	11.2 L
Front Steering Axle (differential)	9 L
Final Drive	2.4 L
Powershift Transmission	2.5 L

Sound Levels

Exterior Sound

- The labeled spectator sound power level measured according to the test procedures and conditions specified in 2000/14/EC is 102 dB(A).

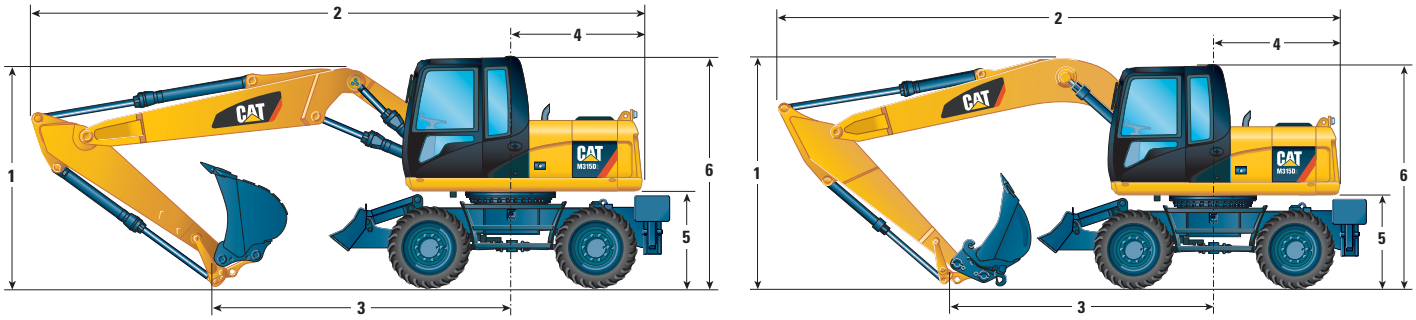
Cab/FOGS

- Cab with Falling Object Guard Structure (FOGS) meets GB/T 19932, ISO 10262.

M315D2 Wheeled Excavator Specifications


Dimensions

All dimensions are approximate.

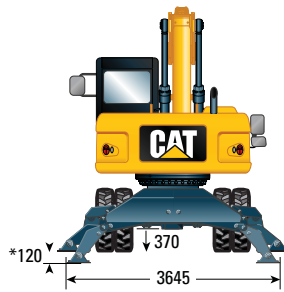


		VA Boom		4815 mm One-Piece Boom		4500 mm One-Piece Boom*	
Stick Length	mm	2000	2300	2000	2300	2000	2300
1 Shipping Height	mm	3120	3120	3120	3120	3120	3120
2 Shipping Length	mm	8310	8300	8090	8080	7697	7687
3 Support Point	mm	3820	3470	3480	3120	2715	2612
4 Tail Swing Radius	mm	2060		2060		2060	
5 Counterweight Clearance	mm	1230		1230		1230	
6 Cab Height	mm	3120		3120		3120	

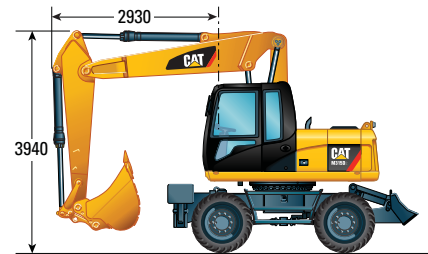
*4500 mm boom available for Asia, China, Taiwan and Indonesia only.



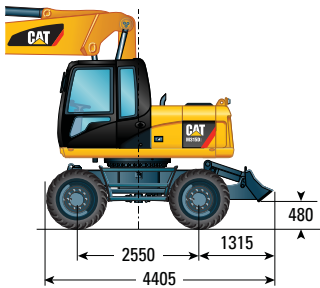
* Maximum tire clearance with outrigger fully down



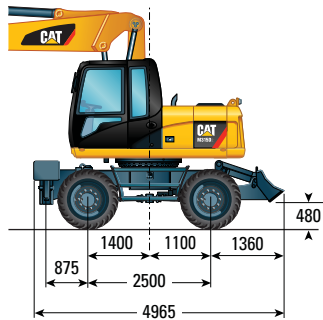
Roading position with 2300 mm stick



Undercarriage with blade only

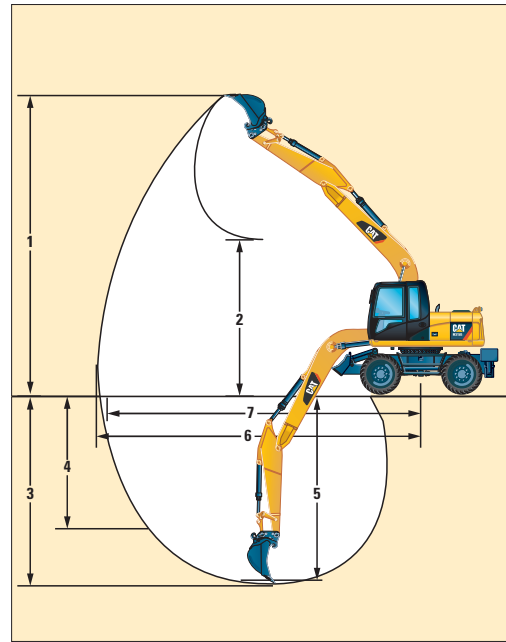
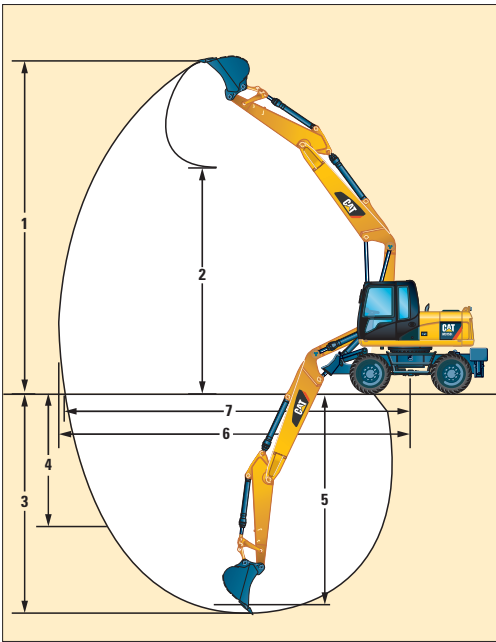


Undercarriage with 1 set of outriggers and blade



M315D2 Wheeled Excavator Specifications

Working Ranges



		VA Boom		4815 mm One-Piece Boom		4500 mm One-Piece Boom*	
		2000	2300	2000	2300	2000	2300
Stick Length	mm	2000	2300	2000	2300	2000	2300
1 Digging Height	mm	9520	9670	8480	8580	8040	8060
2 Dump Height	mm	7060	7210	6060	6120	5810	5890
3 Digging Depth	mm	5010	5300	4840	5140	4520	4810
4 Vertical Wall Digging Depth	mm	3680	3810	3750	3740	3090	3470
5 Depth 2.5 m Straight Clean-Up	mm	4760	5070	4590	4910	4270	4450
6 Reach	mm	8520	8760	8270	8510	7900	8130
7 Reach at Ground Level	mm	8330	8580	8080	8320	7770	7940
Bucket Forces (ISO 6015)	kN	103	103	103	103	103	103
Stick Forces (ISO 6015)	kN	76	69	76	69	76	69

*4500 mm boom available for Asia, China, Taiwan and Indonesia only.

Values 1-7 are calculated with a 1000 mm/0.6 m³ bucket with a tip radius of 1225 mm.

Bucket and stick force values are calculated with heavy lift on and a cutting edge of 1111 mm.

M315D2 Wheeled Excavator Specifications

Bucket Specifications**

Contact your Cat dealer for special bucket requirements.

Pin-On Buckets					Variable Adjustable Boom								One-Piece Boom								One-Piece Boom***							
					5020 mm				2300 mm				4815 mm				2300 mm				4500 mm							
Stick Length					2000 mm				2300 mm				2000 mm				2300 mm				2000 mm				2300 mm			
	Width	Weight*	Capacity (ISO)	Adapters	Free on wheels	Blade lowered	1 set of stabilizers lowered	Fully stabilized	Free on wheels	Blade lowered	1 set of stabilizers lowered	Fully stabilized	Free on wheels	Blade lowered	1 set of stabilizers lowered	Fully stabilized	Free on wheels	Blade lowered	1 set of stabilizers lowered	Fully stabilized	Free on wheels	Blade lowered	1 set of stabilizers lowered	Fully stabilized				
	mm	kg	m ³																									
General Duty	450	302	0.20	3																								
	600	349	0.31	3																								
	1000	456	0.60	5																								
	1100	490	0.68	6																								
	1200	519	0.76	6																								
Ditch Cleaning	1800	465	0.73																									
	2000	495	0.83																									
Tiltable Ditch Cleaning	1800	690	0.61																									
	2000	720	0.68																									

*Bucket weight includes Ground Engaging Tools.

**Not all buckets are available from factory or in the region. Please contact your Cat dealer for more information.

***4500 mm boom available for Asia, China, Taiwan and Indonesia only.

The above loads are in compliance with hydraulic excavator standard EN474, they do not exceed 87% of hydraulic lifting capacity or 75% of tipping capacity with front linkage fully extended at ground line with bucket curled.

Capacity based on ISO 7451.

Bucket weight with Long tips.



Caterpillar recommends using appropriate work tools to maximize the value customers receive from our products. Use of work tools, including buckets, which are outside of Caterpillar's recommendations or specifications for weight, dimensions, flows, pressures, etc. may result in less-than-optimal performance, including but not limited to reductions in production, stability, reliability, and component durability. Improper use of a work tool resulting in sweeping, prying, twisting and/or catching of heavy loads will reduce the life of the boom and stick.

M315D2 Wheeled Excavator Specifications

Bucket Specifications**

Contact your Cat dealer for special bucket requirements.

Quick Coupler (CW20/CW20s)					Variable Adjustable Boom				One-Piece Boom				One-Piece Boom***				
					5020 mm				4815 mm				4500 mm				
Stick Length					2000 mm		2300 mm		2000 mm		2300 mm		2000 mm		2300 mm		
	Width	Weight*	Capacity (ISO)	Adapters	Free on wheels	Blade lowered	1 set of stabilizers lowered	Fully stabilized	Free on wheels	Blade lowered	1 set of stabilizers lowered	Fully stabilized	Free on wheels	Blade lowered	1 set of stabilizers lowered	Fully stabilized	
	mm	kg	m ³														
General Duty	450	300	0.20	3													
	500	309	0.24	3													
	600	328	0.31	3													
	1000	452	0.60	5													
	1100	482	0.68	6													
	1200	511	0.76	6													
Ditch Cleaning	1800	430	0.73														
	2000	460	0.83														
Tiltable Ditch Cleaning	1800	650	0.61														
	2000	680	0.68														

*Bucket weight includes Ground Engaging Tools.

**Not all buckets are available from factory or in the region. Please contact your Cat dealer for more information.

***4500 mm boom available for Asia, China, Taiwan and Indonesia only.

The above loads are in compliance with hydraulic excavator standard EN474, they do not exceed 87% of hydraulic lifting capacity or 75% of tipping capacity with front linkage fully extended at ground line with bucket curled.

Capacity based on ISO 7451.

Bucket weight with Long tips.



Caterpillar recommends using appropriate work tools to maximize the value customers receive from our products. Use of work tools, including buckets, which are outside of Caterpillar's recommendations or specifications for weight, dimensions, flows, pressures, etc. may result in less-than-optimal performance, including but not limited to reductions in production, stability, reliability, and component durability. Improper use of a work tool resulting in sweeping, prying, twisting and/or catching of heavy loads will reduce the life of the boom and stick.

M315D2 Wheeled Excavator Specifications

Work Tools Matching Guide*

When choosing between various work tool models that can be installed onto the same machine configuration, consider work tool application, productivity requirements, and durability. Refer to work tool specifications for application recommendations and productivity information.

		Variable Adjustable Boom				One-Piece Boom				One-Piece Boom			
		5020 mm				4815 mm				4500 mm***			
		(1)		(2)		(1)		(2)		(1)		(2)	
		2000	2300	2000	2300	2000	2300	2000	2300	2000	2300	2000	2300
Without Quick Coupler													
Stick Length (mm)													
Hammers	H110E, H115E												
Hydraulic Shears (* boom mounted)	S320B*												
Multi-Grapples	G310B	D											
		R											
Compactor	CVP75												
With Quick Coupler (CW-20, CW-20S)**													
		(1) Blade lowered (2) Blade and stabilizer lowered											
Hammers	H110E												
	H115E												
Multi-Grapples	G310B	D											
		R											
Compactor	CVP75												

*Work tools may not be available in your region. Please contact your Cat dealer for information.

**CW-type couplers not available for South America, Asia, China, Taiwan, and Indonesia. Cat Pin-Grabber couplers are available for these regions.

***4500 mm boom available for Asia, China, Taiwan and Indonesia only.



M315D2 Wheeled Excavator Specifications

Lift Capacities – Variable Adjustable Boom (5020 mm)

All values are in kg, without bucket and without QC, with counterweight (3300 kg), heavy lift on.

Short Stick 2000 mm	Load point height	Load at maximum reach (sticknose/bucket pin)			Load over front			Load over rear			Load over side			m
		Undercarriage configuration												
		3.0 m			4.5 m			6.0 m			7.5 m			
6.0 m	Rear blade up				*5000	3900	3550				*3550	2550	2300	5.82
	Rear blade down				*5000	4100					*3550	2650		
	Blade and stabilizer down				*5000	*5000	*5000				*3550	*3550	*3550	
	2 sets of stabilizers down				*5000	*5000	*5000				*3550	*3550	*3550	
4.5 m	Rear blade up				*5450	3750	3400	3500	2400	2200	2900	2000	1800	6.71
	Rear blade down				*5450	3950					*4500	2550	2100	
	Blade and stabilizer down				*5450	*5450	*5450				*4500	3850	*3250	
	2 sets of stabilizers down				*5450	*5450	*5450	*4500	*4500	4500	*3250	*3250	*3250	
3.0 m	Rear blade up				5250	3500	3200	3400	2300	2100	2600	1750	1600	7.16
	Rear blade down				*6250	3700					*4750	2450	1850	
	Blade and stabilizer down				*6250	*6250	5850				*4750	3750	*3200	
	2 sets of stabilizers down				*6250	*6250	*6250	*4750	*4750	4400	*3200	*3200	*3200	
1.5 m	Rear blade up				5000	3300	2950	3300	2200	2000	2500	1700	1550	7.28
	Rear blade down				*6750	3450					*4900	2350	1800	
	Blade and stabilizer down				*6750	*6750	5600				*4900	3650	*3300	
	2 sets of stabilizers down				*6750	*6750	6650	*4900	*4900	4250	*3300	*3300	3200	
0.0 m	Rear blade up				4900	3200	2850	3250	2150	1950	2600	1750	1600	7.06
	Rear blade down				*6500	3350					*4750	2250	*3600	
	Blade and stabilizer down				*6500	*6500	5450				*4750	3600	*3600	
	2 sets of stabilizers down				*6500	*6500	6500	*4750	*4750	4200	*3600	*3600	3350	
-1.5 m	Rear blade up	*6700	5950	5200	4900	3150	2850	3250	2150	1950	2950	1950	1800	6.48
	Rear blade down	*6700	6250		*5550	3350					*4000	2250	*3300	
	Blade and stabilizer down	*6700	*6700		*5550	5450					*4000	3600	*3300	
	2 sets of stabilizers down	*6700	*6700	*6700	*5550	*5550	*5550	*4000	*4000	*4000	*3300	*3300	*3300	

*Limited by hydraulic rather than tipping load.























Lift capacity ratings are based on ISO 10567:2007, they do not exceed 87% of hydraulic lifting capacity or 75% of tipping load. The load point is the center line of the bucket pivot mounting pin on the stick. The oscillating axle must be locked. Lifting capacities are based on the machine standing on a firm uniform supporting surface and the Variable Boom Cylinder adjusted to the maximum length. For lifting capacity including bucket and/or quick coupler, the respective weight has to be subtracted from above values. The use of a work tool attachment point to handle/lift objects, could affect the machine lift performance.

Always refer to the appropriate Operation and Maintenance Manual for specific product information.

M315D2 Wheeled Excavator Specifications

Lift Capacities – Variable Adjustable Boom (5020 mm)

All values are in kg, without bucket and without QC, with counterweight (3300 kg), heavy lift on.

 Load at maximum reach (sticknose/bucket pin)	 Load over front	 Load over rear	 Load over side	 Load point height																
					3.0 m			4.5 m			6.0 m			7.5 m						m
																				
Medium Stick 2300 mm 	Undercarriage configuration																			
	6.0 m				*4600	3950	3600	*3500	2450	2250				*2900	2350	2150	6.13			
						*4600	4150		*3500	2550					*2900	2450				
						*4600	*4600		*3500	*3500					*2900	*2900				
				*4600	*4600	*4600	*3500	*3500	*3500				*2900	*2900	*2900					
4.5 m				*5200	3800	3450	3550	2450	2200				*2750	1900	1700	6.98				
					*5200	4000		*4350	2550					*2750	2000					
					*5200	*5200		*4350	3900					*2750	*2750					
				*5200	*5200	*5200	*4350	*4350	*4350				*2750	*2750	*2750					
3.0 m				5300	3550	3200	3400	2350	2100				2450	1650	1500	7.42				
					*6050	3750		*4650	2450					*2700	1750					
					*6050	5900		*4650	3800					*2700	*2700					
				*6050	*6050	*6050	*4650	*4650	4400				*2700	*2700	*2700					
1.5 m				5000	3300	3000	3300	2200	2000	2400	1600	1450	2400	1600	1450	7.52				
					*6700	3500		*4900	2350		*3050	1700		*2850	1700					
					*6700	5600		*4900	3650		*3050	2650		*2850	2650					
				*6700	*6700	6650	*4900	*4900	4300	*3050	*3050	*3050	*2850	*2850	*2850					
0.0 m				4900	3150	2850	3200	2150	1950				2450	1650	1500	7.32				
					*6600	3350		*4800	2250					*3150	1750					
					*6600	5450		*4800	3600					*3150	2700					
				*6600	*6600	6500	*4800	*4800	4200				*3150	*3150	*3150					
-1.5 m		*6800	5850	5150	4850	3150	2850	3200	2100	1950				2750	1850	1650	6.76			
		*6800	6200		*5800	3350		*4200	2250					*3300	1950					
		*6800	*6800		*5800	5450		*4200	3550					*3300	3050					
		*6800	*6800	*6800	*5800	*5800	*4200	*4200	4150				*3300	*3300	*3300					
-3.0 m				*4150	3200	2900														
					*4150	3400														
					*4150	*4150														
				*4150	*4150	*4150														

*Limited by hydraulic rather than tipping load.

Lift capacity ratings are based on ISO 10567:2007, they do not exceed 87% of hydraulic lifting capacity or 75% of tipping load. The load point is the center line of the bucket pivot mounting pin on the stick. The oscillating axle must be locked. Lifting capacities are based on the machine standing on a firm uniform supporting surface and the Variable Boom Cylinder adjusted to the maximum length. For lifting capacity including bucket and/or quick coupler, the respective weight has to be subtracted from above values. The use of a work tool attachment point to handle/lift objects, could affect the machine lift performance.

Always refer to the appropriate Operation and Maintenance Manual for specific product information.

M315D2 Wheeled Excavator Specifications

Lift Capacities – One-Piece Boom (4815 mm)

All values are in kg, without bucket and without QC, with counterweight (3300 kg), heavy lift on.

Short Stick 2000 mm	Load at maximum reach (sticknose/bucket pin)	Load over front	Load over rear	Load over side	Load point height	Lift Capacities											
						3.0 m			4.5 m			6.0 m			7.0 m		
						Stick	QC	QC	Stick	QC	QC	Stick	QC	QC	Stick	QC	QC
	Undercarriage configuration																
4.5 m	Rear blade up					*5100	3800	3450	3500	2400	2250	*3000	2150	2000		6.44	
	Rear blade down					*5100	3950			*4450	2550	*3000	2250				
	Blade and stabilizer down					*5100	*5100	*5100		*4450	3850	*3000	*3000	*3000			
	2 sets of stabilizers down					*5100	*5100	*5100	*4450	*4450	*4450	*3000	*3000	*3000			
3.0 m	Rear blade up					5300	3600	3250	3450	2350	2150	2750	1900	1750		6.91	
	Rear blade down					*6000	*6000	3750		*4700	2450	*2950	2000				
	Blade and stabilizer down					*6000	*6000	5900		*4700	3800	*2950	*2950	*2950			
	2 sets of stabilizers down					*6000	*6000	*6000	*4700	*4700	4400	*2950	*2950	*2950			
1.5 m	Rear blade up					5050	3350	3050	3350	2250	2050	2650	1800	1650		7.03	
	Rear blade down					*6750	*6750	3550		*4950	2400	*3100	1900				
	Blade and stabilizer down					*6750	*6750	5650		*4950	3700	*3100	2900				
	2 sets of stabilizers down					*6750	*6750	6700	*4950	*4950	4300	*3100	*3100	*3100			
0.0 m	Rear blade up					4950	3250	2950	3250	2200	2000	2750	1850	1700		6.80	
	Rear blade down					*6800	*6800	3450		*4950	2300	*3450	1950				
	Blade and stabilizer down					*6800	*6800	5500		*4950	3600	*3450	3050				
	2 sets of stabilizers down					*6800	*6800	6550	*4950	*4950	4200	*3450	*3450	*3450			
-1.5 m	Rear blade up	*8300	6000	5300	4900	3250	2950	3250	2200	2000	3150	2100	1950		6.20		
	Rear blade down	*8300	*8300	6350		*6100	3400		*4250	2300	*3900	2250					
	Blade and stabilizer down	*8300	*8300	*8300		*6100	5500		*4250	3600	*3900	3450					
	2 sets of stabilizers down	*8300	*8300	*8300	*6100	*6100	*6100	*4250	*4250	4200	*3900	*3900	*3900				
-3.0 m	Rear blade up	*5800	*5800	5400	*4250	3300	3000				*3300	2850	2600		5.07		
	Rear blade down	*5800	*5800	*5800		*4250	3500				*3300	3000					
	Blade and stabilizer down	*5800	*5800	*5800		*4250	*4250				*3300	*3300	*3300				
	2 sets of stabilizers down	*5800	*5800	*5800	*4250	*4250	*4250				*3300	*3300	*3300				

*Limited by hydraulic rather than tipping load.




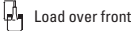
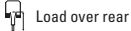
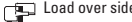















Lift capacity ratings are based on ISO 10567:2007, they do not exceed 87% of hydraulic lifting capacity or 75% of tipping load. The load point is the center line of the bucket pivot mounting pin on the stick. The oscillating axle must be locked. Lifting capacities are based on the machine standing on a firm uniform supporting surface. For lifting capacity including bucket and/or quick coupler, the respective weight has to be subtracted from above values. The use of a work tool attachment point to handle/lift objects, could affect the machine lift performance.

Always refer to the appropriate Operation and Maintenance Manual for specific product information.

M315D2 Wheeled Excavator Specifications

Lift Capacities – One-Piece Boom (4815 mm)

All values are in kg, without bucket and without QC, with counterweight (3300 kg), heavy lift on.

 Medium Stick 2300 mm	 Undercarriage configuration	 Load at maximum reach (sticknose/bucket pin)			 Load over front			 Load over rear			 Load over side			 Load point height m			
		3.0 m			4.5 m			6.0 m			 m						
																	
6.0 m	Rear blade up Rear blade down Blade and stabilizer down 2 sets of stabilizers down												*2700 2600 *2700 *2700 *2700 *2700	2350 *2700 *2700 *2700	5.81		
4.5 m	Rear blade up Rear blade down Blade and stabilizer down 2 sets of stabilizers down				*4850	3850	3500	3550	2450	2250	*2500	2050	1850	*2700 *2700 *2500 *2500 *2500	2150 2550 3900 *2500 *2500	6.70	
3.0 m	Rear blade up Rear blade down Blade and stabilizer down 2 sets of stabilizers down				5350	3600	3300	3450	2350	2150	*2500	1800	1650	*2500 *2500 *2500 *2500	1900 2500 3800 *2500 *2500	7.16	
1.5 m	Rear blade up Rear blade down Blade and stabilizer down 2 sets of stabilizers down				5100	3400	3050	3350	2250	2050	2500	1700	1550	*2650 *2650 *2650 *2650	1800 2400 3700 *2650 *2650	7.27	
0.0 m	Rear blade up Rear blade down Blade and stabilizer down 2 sets of stabilizers down	*4500	*4500	*4500	4950	3250	2950	3250	2200	2000	2600	1750	1600	*4500 *4500 *4500 *4500	*6850 *6850 *6850 *6850 *6850 *6850	1850 2850 *3000 *3000	7.05
-1.5 m	Rear blade up Rear blade down Blade and stabilizer down 2 sets of stabilizers down	*8650	5950	5250	4900	3200	2900	3250	2150	2000	2950	1950	1800	*8650 *8650 *8650 *8650	6300 *8650 *8650 *8650 *6300 *6300 *6300 *4450 *4450	2100 *3650 3250 *3650 *3650 *3650	6.47
-3.0 m	Rear blade up Rear blade down Blade and stabilizer down 2 sets of stabilizers down	*6550	6100	5350	*4750	3300	2950				*3450	2550	2350	*6550 *6550 *6550 *6550	*4750 *4750 *4750 *4750 *4750 *4750	*3450 *3450 *3450 *3450	5.40

*Limited by hydraulic rather than tipping load.

Lift capacity ratings are based on ISO 10567:2007, they do not exceed 87% of hydraulic lifting capacity or 75% of tipping load. The load point is the center line of the bucket pivot mounting pin on the stick. The oscillating axle must be locked. Lifting capacities are based on the machine standing on a firm uniform supporting surface. For lifting capacity including bucket and/or quick coupler, the respective weight has to be subtracted from above values. The use of a work tool attachment point to handle/lift objects, could affect the machine lift performance.

Always refer to the appropriate Operation and Maintenance Manual for specific product information.

M315D2 Wheeled Excavator Specifications

Lift Capacities – One-Piece Boom (4500 mm)

All values are in kg, without bucket and without QC, with counterweight (2900 kg), heavy lift on.

Short Stick 2000 mm	Load at maximum reach (sticknose/bucket pin)	Load over front	Load over rear	Load over side	Load point height	Undercarriage configuration											
						3.0 m			4.5 m			6.0 m			m		
						Stick up	Stick down	QC	Stick up	Stick down	QC	Stick up	Stick down	QC	Stick up	Stick down	QC
4.5 m	Rear blade up				*5250	3550	3250	*3200	2250	2050	*3000	2200	2050	6.03			
	Rear blade down					*5250	3750		*3200	2350		*3000	2350				
	Blade and stabilizer down 2 sets of stabilizers down					*5250	*5250		*3200	*3200		*3000	*3000				
3.0 m	Rear blade up				5050	3350	3050	3250	2200	2000	2850	1900	1750	6.54			
	Rear blade down					*6050	3550		*4800	2300		*2950	2000				
	Blade and stabilizer down 2 sets of stabilizers down					*6050	5600		*4800	3600		*2950	*2950				
1.5 m	Rear blade up				4800	3150	2850	3150	2100	1900	2700	1800	1650	6.66			
	Rear blade down					*6750	3350		*5000	2250		*3100	1900				
	Blade and stabilizer down 2 sets of stabilizers down					*6750	5400		*5000	3500		*3100	3000				
0.0 m	Rear blade up	*5950	5600	4900	4700	3050	2750	3100	2050	1850	2800	1850	1700	6.42			
	Rear blade down		*5950	5900		*6850	3200		*4900	2150		*3550	2000				
	Blade and stabilizer down 2 sets of stabilizers down	*5950	*5950	*5950	*6850	*6850	5250	*4900	*4900	3450	*3550	*3550	3100				
-1.5 m	Rear blade up	*8450	5600	4950	4650	3050	2750				3250	2150	2000	5.77			
	Rear blade down		*8450	5950		*6000	3200					*4100	2300				
	Blade and stabilizer down 2 sets of stabilizers down	*8450	*8450	*8450	*6000	*6000	5200	*6000	*6000		*4100	*4100	3650				
-3.0 m	Rear blade up	*5300	*5300	5100	*3300	3150	2850				*3200	3100	2800	4.53			
	Rear blade down		*5300	*5300		*3300	*3300					*3200	*3200				
	Blade and stabilizer down 2 sets of stabilizers down	*5300	*5300	*5300	*3300	*3300	*3300	*3300	*3300		*3200	*3200	*3200				

*Limited by hydraulic rather than tipping load.





















Lift capacity ratings are based on ISO 10567:2007, they do not exceed 87% of hydraulic lifting capacity or 75% of tipping load. The load point is the center line of the bucket pivot mounting pin on the stick. The oscillating axle must be locked. Lifting capacities are based on the machine standing on a firm uniform supporting surface. For lifting capacity including bucket and/or quick coupler, the respective weight has to be subtracted from above values. The use of a work tool attachment point to handle/lift objects, could affect the machine lift performance.

Always refer to the appropriate Operation and Maintenance Manual for specific product information.

M315D2 Wheeled Excavator Specifications

Lift Capacities – One-Piece Boom (4500 mm)

All values are in kg, without bucket and without QC, with counterweight (2900 kg), heavy lift on.

 Medium Stick 2300 mm	 Load point height	 Load at maximum reach (sticknose/bucket pin)			 Load over front			 Load over rear			 Load over side			 m
		3.0 m		4.5 m			6.0 m							
														
6.0 m	Rear blade up											*2700	*2700	2550
	Rear blade down											*2700	*2700	*2700
	Blade and stabilizer down											*2700	*2700	*2700
	2 sets of stabilizers down											*2700	*2700	*2700
4.5 m	Rear blade up				*4950	3600	3300	3300	2250	2100	*2500	2100	1900	
	Rear blade down				*4950	*4950	3800	*3700	2400	*2500	*2500	2200		
	Blade and stabilizer down				*4950	*4950	*4950	*3700	3650	*2500	*2500	*2500		
	2 sets of stabilizers down				*4950	*4950	*4950	*3700	*3700	*2500	*2500	*2500		
3.0 m	Rear blade up	*8650	6400	5650	5100	3400	3100	3250	2200	2000	*2550	1800	1650	
	Rear blade down		*8650	6700	*5800	3600		*4650	2300	*2550	*2550	1900		
	Blade and stabilizer down		*8650	*8650	*5800	5650		*4650	3600	*2550	*2550	*2550		
	2 sets of stabilizers down	*8650	*8650	*8650	*5800	*5800	*4650	*4650	4200	*2550	*2550	*2550		
1.5 m	Rear blade up				4850	3200	2900	3150	2100	1950	2550	1700	1550	
	Rear blade down					*6650	3350		*4950	2250	*2700	1800		
	Blade and stabilizer down					*6650	5400		*4950	3500	*2700	*2700		
	2 sets of stabilizers down				*6650	*6650	6400	*4950	*4950	4100	*2700	*2700		
0.0 m	Rear blade up	*6800	5550	4900	4700	3050	2750	3100	2050	1850	2650	1750	1600	
	Rear blade down		*6800	5900	*6850	3200		*4950	2150	*3050	*3050	1900		
	Blade and stabilizer down		*6800	*6800	*6850	5250		*4950	3400	*3050	*3050	2950		
	2 sets of stabilizers down	*6800	*6800	*6800	*6850	*6850	6250	*4950	*4950	4000	*3050	*3050		
-1.5 m	Rear blade up	*9000	5600	4900	4650	3000	2700	3050	2050	1850	3050	2000	1850	
	Rear blade down		*9000	5900	*6200	3200		*4150	2150	*3900	*3900	2150		
	Blade and stabilizer down		*9000	*9000	*6200	5200		*4150	3400	*3900	*3900	3400		
	2 sets of stabilizers down	*9000	*9000	*9000	*6200	*6200	6200	*4150	*4150	4000	*3900	*3900		
-3.0 m	Rear blade up	*6200	5700	5000	*4200	3100	2800				*3500	2750	2500	
	Rear blade down		*6200	6050	*4200	3250					*3500	*3500	2950	
	Blade and stabilizer down		*6200	*6200	*4200	*4200					*3500	*3500	*3500	
	2 sets of stabilizers down	*6200	*6200	*6200	*4200	*4200	*4200				*3500	*3500	*3500	

*Limited by hydraulic rather than tipping load.

Lift capacity ratings are based on ISO 10567:2007, they do not exceed 87% of hydraulic lifting capacity or 75% of tipping load. The load point is the center line of the bucket pivot mounting pin on the stick. The oscillating axle must be locked. Lifting capacities are based on the machine standing on a firm uniform supporting surface. For lifting capacity including bucket and/or quick coupler, the respective weight has to be subtracted from above values. The use of a work tool attachment point to handle/lift objects, could affect the machine lift performance.

Always refer to the appropriate Operation and Maintenance Manual for specific product information.

M315D2 Standard Equipment

Standard Equipment

Standard equipment may vary. Consult your Cat dealer for details.

ELECTRICAL

- Alternator, 75A
- Lights
 - Boom working light
 - Cab interior light
 - Roading lights two front
 - Roading lights two rear
 - Working lights, cab mounted (front and rear)
- Main shut-off switch
- Heavy-duty maintenance free batteries
- Signal/warning horn
- Travel alarm

ENGINE

- Automatic engine speed control, including One-Touch Low Idle
- Automatic starting aid
- Cat C4.4 ACERT engine meets China Nonroad Stage III emission standards, equivalent to Tier 3 and Stage IIIA
- Fuel/water separator with level indicator, fuel priming pump, water level switch and a visual restriction indicator
- Power Mode selector (Eco, Power and Travel modes)
- Altitude capability: 3000 m

HYDRAULICS

- Heavy lift mode
- Load-sensing plus hydraulic system
- Anti-drift devices for boom and stick
- Separate swing pump
- Stick regeneration circuit
- Cat XT-6 ES hoses
- Adjustable hydraulic sensitivity
- Oil cooler
- Hydraulic mineral oil, Cat HYDO™ Advanced 10 oil

OPERATOR STATION

- Adjustable armrests
- Air conditioner, heater and defroster with automatic climate control
- Ash tray with cigarette lighter (24V)
- Beverage cup/can holder
- Bolt-on FOGS capability
- Bottle holder
- Bottom mounted parallel wiping system that covers the upper and lower windshield glass
- Camera mounted on counterweight displays through cab monitor
- Coat hook
- Floor mat, washable, with storage compartment
- Fully adjustable suspension seat, with mechanical suspension, manual weight adjustment, mechanical lumbar support, and headrest
- Instrument panel and gauges
 - Information and warning messages in local language
 - Gauges for fuel level, engine coolant and hydraulic oil temperature
 - Filters/fluids change interval
 - Indicators for headlights, turning signal, low fuel, engine dial setting
 - Clock with 10-day backup battery
- Laminated front windshield
 - 70/30 split, openable
- Left side console, tiltable, with lock out for all controls
- Literature holder in right console
- Mobile phone holder
- Parking brake
- Positive filtered ventilation, variable speed
- Power supply, 12V-7A
- Rear window, emergency exit
- Retractable seat belt
- Skylight
- Sliding door windows
- Steering column, tiltable
- Storage area suitable for a lunch behind the seat, equipped with a cover
- Sunshade for windshield and skylight
- Visor for rain protection
- Washer bottle for wipers
- Interior lighting
- Joysticks, pilot operated
- Travel speed lock

UNDERCARRIAGE

- Heavy-duty axles, with advanced disc brake system and travel motor, adjustable braking force
- Oscillating front axle, lockable, with remote greasing point
- Tool box in undercarriage, left and right
- Two-piece drive shaft
- Wide steps, left and right
- All wheel drive
- Full hydraulic steering
- Creeper speed
- Hydrostatic transmission, two speeds

OTHER EQUIPMENT

- Automatic swing brake
- Cat Product Link
- Counterweight, 2900 kg
- Mirrors, frame and cab
- Capability to add other auxiliary hydraulic circuits
- Cat Datalink and Electronic Technician capability
- S-O-S quick sampling valves for engine oil, hydraulic oil and coolant

Optional Equipment

Optional equipment may vary. Consult your Cat dealer for details.

AUXILIARY CONTROLS AND LINES

- Auxiliary boom and stick lines
- Anti-drift valves for tool control/multi-function circuits
- Basic control circuits:
 - Medium pressure
 - Two-way, medium pressure circuit, for rotating or tilting of work tools
 - Hammer circuit
 - Tool control/multi function
 - One/two-way high pressure for hammer application or opening and closing of an attachment
 - Programmable flow and pressure for up to 10 work tools – selection via monitor
 - Quick coupler control*
- SmartBoom (for One-piece boom)
- Quick disconnect for hydraulic lines

FRONT LINKAGE

- Booms
 - One-piece boom, 4815 mm**
 - One-piece boom, 4500 mm***
 - VA boom (two-piece boom), 5020 mm
- Bucket linkage with diverter valve
- Sticks
 - 2000, 2300 mm

ELECTRICAL

- Travel alarm with three selectable modes (continuous, temporary or disabled)****
- Lights
 - Rotating beacon on cab
- Refueling pump

OPERATOR STATION

- Front and top falling object guards
- Joystick steering
- CD/MP3 Radio (12V) at rear location including speakers and 12V converter
- Seat with air suspension, automatic weight adjustment and manual height adjustment, horizontal seat suspension (longitudinal), adjustable seat cushion (angle and length), one-level seat heating, mechanical lumbar support, and headrest (not available for Taiwan)
- Windshield
 - 70/30 split, openable
- High-pressure hammer pedal

UNDERCARRIAGE

- Blade rear, front empty (includes a bucket rest for China, Asia, Taiwan and Indonesia)
- Outriggers rear, blade front
- Spacer rings for tires
- Steel fenders
- Tires, 10.00-20, Dual Pneumatic
- Tires, 10.00-20, Dual Pneumatic, with road profile

OTHER EQUIPMENT

- Cat Machine Security System (not available for Taiwan)
- Counterweight, 3300 kg
- Ride Control (for VA boom)

*Not available for Taiwan, Indonesia and Eurasia.

**Available for Africa, Middle East, Eurasia, and South America.

***Available for China, Asia, and Indonesia.

****Optional for Asia, Indonesia and South America. This alarm is a standard feature for China, Africa, Middle East and Eurasia.

For more complete information on Cat products, dealer services, and industry solutions, visit us on the web at www.cat.com

© 2017 Caterpillar
All rights reserved

Materials and specifications are subject to change without notice. Featured machines in photos may include additional equipment. See your Cat dealer for available options.

CAT, CATERPILLAR, SAFETY.CAT.COM, their respective logos, "Caterpillar Yellow" and the "Power Edge" trade dress, as well as corporate and product identity used herein, are trademarks of Caterpillar and may not be used without permission.

VisionLink is a trademark of Trimble Navigation Limited, registered in the United States and in other countries.

AEHQ7656-01 (05-2017)
Replaces AEHQ7656
(China, Taiwan, Asia,
Indonesia, South America,
Africa, Middle East)

