

D6K2

Track-Type Tractor



Engine

Engine Model	Cat® C7.1 ACERT™	
Net Power (Maximum)		
SAE J1349	95 kW	128 hp
ISO 9249 and EU 80/1269/EEC	97 kW	130 hp
ISO 9249 (DIN)		132 hp

Weights

Operating Weight – XL (VPAT)	13 311 kg	29,346 lb
Operating Weight – LGP (VPAT)	13 948 kg	30,750 lb

D6K2 Features

Powerful Productivity

Boost your productivity with the new Stable Blade Control feature, dozer and undercarriage. Eco Modes and Auto Engine Speed Control help reduce overall fuel use. Experience maneuverability, precision and response, from the hydrostatic power train, power turn capability and standard electro-hydraulic controls.

Comfortable Operator Station

Work longer with less fatigue in the spacious and comfortable cab. The D6K2 is easy to handle and includes features that help your operators be more productive.

Integrated Technologies

Maximize utilization and control costs with the Cat Product Link™. AccuGrade™ Ready Option means easy installation of the performance enhancing Cat AccuGrade system.

Serviceability and Customer Support

Easy service, reliability and Cat dealer expertise keep you working and help to reduce overall costs.

Contents

Operator Station.....4

Ergonomic Controls5

Stable Blade Control.....5

Power Train.....6

Fuel Economy.....6

Undercarriage7

Integrated Technologies.....8

Work Tools.....10

Rear Attachments and Options11

Value Packages.....11

Cooling12

Fuel Efficiency13

Engine Performance.....13

Serviceability14

Sustainability15

Safety15

Specifications.....16

Standard Equipment.....20

Optional Equipment.....21





Operator Station

Makes operation easy, comfortable and productive



Spacious and Comfortable

- Pressurized cab reduces dust entry and noise
- Standard heating – air conditioning
- Dash mounted air vents for improved air circulation
- Generous leg room
- Foot rests
- Single and combined hystat, brake and engine decel pedal
- Integrated ROPS/FOPS cabin structure that provides outstanding all round visibility



Outstanding Visibility

Large door windows provide unobstructed view to the blade corners and help increase your finish grading precision when working near foundations. Intermittent wipers maximize visibility in poor weather conditions.

Large side windows and integrated ROPS structure of cabin offers a clear view to the sides of the machine.



Comfortable Ride – Air Suspension Seat

- Fully adjustable
- Lumbar support
- Heated seat (optional)
- Heated and ventilated seat (optional)
- Seat-mounted controls
- A 75 mm (3 in) wide retractable seat belt automatically adjusts to any size operator and secures them in the seat for safe operation



Monitoring Package

The display keeps you informed of the system conditions.

- Easy to read
- Various available languages
- Large gauges
- New AccuGrade display support position, in line with blade corners and integrated into the dashboard

Ergonomic Controls

Work longer with less effort

Convenient Seat-Mounted Controls Reduce Vibrations

- Seat-mounted controls isolate vibrations from the operator for optimum comfort and precise control
- New easy to adjust armrest and contoured armrest cushion

Electro-Hydraulic Controls

- Precision and maneuverability when working around structures
- Easy to grip handles
- Easy intuitive and low effort operation

Steering and Transmission Joystick

Single joystick for the speed, direction and steering. It includes a thumb wheel for speed adjustment and the Traction Control button.

Dozer and Implements Controls

- Six-way control of the VPAT blade
- Blade shake feature for effective removal of sticky material
- Blade response can be adjusted through the monitoring system
- Rear attachments are controlled by a single lever



Stable Blade Control...

...assists you in finish grading applications.

Both new and experienced operators will find operating the machine easy with our new Stable Blade Control.

Stable Blade Control senses ground conditions to complement operator input for smooth finish grading results with less operator effort. This system reacts faster than humanly possible.



Power Train

Smooth and responsive to changing loads



Performance: Hydrostatic Transmission

Engine speed is automatically maintained to match the power requirements of the application. It also offers independent power and control of each track, for fast acceleration and on-the-go direction changes.

- Quick response to varying loads for shorter cycle times
- Traction control allows better traction when working in poor underfoot conditions

Unsurpassed Maneuverability


- Intuitive controls help you work in tight areas
- Power turn feature provides power to both tracks while working in confined areas
- Counter-rotation provides quick steering corrections during side loading applications

Fuel Economy

Eco Modes

Eco Modes achieve significant fuel consumption reduction by allowing the engine to run at lower speed whenever possible, and rapidly increasing speed when power is needed. Designed to save fuel in light or medium duty applications, the extremely fast engine response allows these modes to be used even in power demanding applications and eliminates the need to constantly shift into and out of Eco Modes.

- Operators can either select the “Reverse only” or “Forward and Reverse” mode
- Can help save from 5 percent up to 18 percent of fuel depending on the application





Undercarriage

Solutions to lower your costs per hour

Updated Undercarriage Design

The new undercarriage design improves durability and increases stability to allow smoother ride and excellent finish grading performance. You can grade faster, while still producing a top quality finish grade at the first pass.

Choice of Undercarriage Configurations to Meet Your Application

Track frames are available in extra long (XL) or low ground pressure (LGP) configurations:

- XL undercarriage for most applications where flotation and side stability are not extreme
- LGP undercarriage for soft underfoot conditions where additional flotation is required

Track Selection

Caterpillar offers a choice of two undercarriages – Heavy Duty Sealed and Lubricated Track (S<) and SystemOne™. Matching the correct undercarriage to the application and soil conditions will deliver the lowest costs per hour.

- **Heavy Duty Sealed and Lubricated Track (S<) Undercarriage**
 - For impact applications, with the necessary wear material for long life
 - Designed to ease disassembly for bushing turn service to maximize track link wear life
- **SystemOne Undercarriage**
 - For moderate to high abrasion applications
 - For reduced maintenance costs and increased life of all undercarriage components
 - Innovative rotating bushing design that eliminates the need for bushing turns

Integrated Technologies

Monitor, manage, and enhance job site operations



Cat Connect makes smart use of technology and services to improve your job site efficiency. Using the data from technology-equipped machines, you'll get more information and insight into your equipment and operations than ever before.

Cat Connect technologies offers improvements in these key areas:



EQUIPMENT
MANAGEMENT

Equipment Management – increase uptime and reduce operating costs.



PRODUCTIVITY

Productivity – monitor production and manage job site efficiency.



SAFETY

Safety – enhance job site awareness to keep your people and equipment safe.



Cat Connect LINK Technologies

LINK technologies wirelessly connect you to your equipment giving you access to essential information you need to know to run your business. Link data can give you valuable insight into how your machine or fleet is performing so you can make timely, fact-based decisions that can boost job site efficiency and productivity.

Product Link/VisionLink®

Product Link is deeply integrated into your machine, helping to take the guesswork out of equipment management. Easy access to timely information like machine location, hours, fuel usage, idle time and event codes via the online VisionLink user interface can help you effectively manage your fleet and lower operating costs.



Cat Connect GRADE Technologies

GRADE technologies combine digital design data, in-cab guidance and automatic machine control to help operators hit target grade faster and finish jobs quickly, accurately, and in fewer passes – improving grading productivity and efficiency with less rework.

Cat AccuGrade

The dealer-installed AccuGrade system automates blade movements and accurately guides the operator to grade, reducing manual operator inputs as much as 80 percent. Experienced operators can maintain peak efficiency levels throughout the work day, and less experienced operators can be more productive faster. AccuGrade reduces grade checking and staking, labor and material costs, and improves job site safety.

Caterpillar offers a choice of:

- Laser – for 2D flat planes and slopes
- Global Navigation Satellite System – for complex 3D cuts/contours
- Universal Total Station – for fine and finish grades

AccuGrade Ready Option (ARO)

The factory AccuGrade Ready Option provides optimal mounting locations, brackets, and hardware to make the AccuGrade installation quick and easy. Deep integration optimizes machine and system performance and productivity.



Work Tools

Move more with productive and durable blades

New Bulldozer and Wider Blade Design

- Both XL and LGP blades are now wider; this improves finish grading productivity by covering more ground at each pass
- Strong design allows Cat blades to stand up to the most severe applications
- Large spherical linkage bearing for easier blade removal and designed for the life of the machine

New Variable Pitch Angle Tilt (VPAT) Blade

The versatility of the VPAT Blade gives the D6K2 the ability to take on a variety of applications and material conditions, such as finish grading, spreading material or backfilling.

This blade allows the operator to adjust the blade lift, angle and tilt simultaneously. The blade pitch adjustment is made easier, which can help increase your productivity.

Foldable Blade Option

Designed to facilitate transportation without blade removal, foldable blades reduce the overall shipping width. The blade can be easily folded without the need for tools.



Rear Attachments and Options

Increase your versatility

Multi-Shank Ripper

The aggressive parallelogram ripper lets you do more productive ripper work. The parallel linkage design provides better penetration and maneuverability in tight working areas.

Dealer Installed Hydrostatic Winch

The winch features excellent line pull at any speed, infinitely variable drum speed, lower operator effort and unmatched load control.*

Standard Control Ripper Ready Package

This option makes ripper installation easy for machines on which a ripper will be added.

Drawbar

The drawbar is useful for retrieving other equipment or pulling work tools such as discs or compactors.

*Contact your dealer for winch availability and installation.



Value Packages...

Heavy Duty (Forestry) Options

An easier way to work in the woods or in severe applications:

- 360 degree guarding, for added protection of the cab
- Sweeps
- Various heavy duty guards, including rear tank guard

Cold Weather Packages

Start your machine even when ambient temperatures are down to -32°C (-25.6°F).

- 240V jacket water heater and engine coolant
- Standard glowplug
- Antifreeze fluids, up to -50°C (-58°F) capability



Cooling

Durable and efficient



The engine radiator, Air To Air After Cooler (ATAAC), and hydraulic oil cooler are packaged in a single plane. Aluminum bar plate construction provides durability and allows for higher heat transfer and superior corrosion resistance.

Hydraulic Demand Fan

The demand fan provides engine cooling capability that is matched to the ambient conditions. Fan speed is automatically reduced when not needed to save fuel.

Hydraulic Reversing Fan

This option allows the fan to reverse airflow and blow debris out of the radiator cores where applications feature high amounts of airborne debris is present. Both automatic and manual modes are available.

Inspection and cleaning of the engine radiator area is easy and from ground level.

Fuel Efficiency

Improved fuel economy

Efficient, Durable and Powerful

The Cat C7.1 ACERT engine is designed to be reliable, fuel efficient and powerful.

This means more work done in a day, low operating cost and minimal impact on our environment.

- Reliable, offering an improved filtration system including a primary fuel filter with increased filtration capacities and a larger fuel/water separator.
- Efficient, with optimized fuel consumption and glowplug starting aid when working in cold weather.
- Powerful, featuring a more robust injection system, the engine delivers all the power you need and when you need it.

Fuel Consumption Efficiency

Automatic Engine Speed Control (AESC) – reduces engine speed when the machine is not under load for more than five seconds, which can help reduce fuel consumption significantly depending on the application.

Engine Idle Shutdown Timer – This option (when activated by the operator) shuts down the engine after the machine has been idling for a pre-set period of time.



Engine Performance

Power and reliability

Cat engines deliver the performance that customers demand.

- Responds quickly to changing loads
- Constant power strategy: delivers the same amount of power whatever the conditions may be
- Optimized based on engine size, the type of application and the geographic location where D6K2 customers work

To assure that our technology will meet our customers expectations for reliable trouble-free service, we subjected these products to extensive operating hours of test and validation.

Serviceability

When uptime counts

Accessible, Quick and Easy Maintenance to Keep You Working

Long service intervals and easy maintenance keep the machine up and running, lower your costs and reduce service time.

- Large, hinged door on the engine compartment for easy access to all regular engine maintenance points
- Grouped pressure taps for quick testing and troubleshooting of the hydraulic system
- Lower service panel can be removed without tools providing quick access to inspect engine compartment and filters
- Ground level access to hydraulic filters
- Improved fuel filtration system
- Tool box to keep your tools and grease gun at hand
- Monitoring system with automatic checks at start up
- Robust and convenient modular design

Product Link

Remote monitoring with Product Link improves and simplifies overall fleet management effectiveness. Using satellite or cellular technology, the system automatically reports events and diagnostic codes, as well as location, fuel, idle time or security alarms.

Renowned Cat Dealer Support

From helping you choose the right machine to knowledgeable ongoing support, Cat dealers provide the best in sales and service.

- Preventive maintenance programs and guaranteed maintenance contracts
- Best-in-class parts availability
- Operator training to help boost your profits
- Genuine Cat Remanufactured parts



Sustainability

Thinking generations ahead

Sustainable development for Caterpillar means leveraging technology to increase your efficiency and productivity with less impact on the environment and assisting our customers do the same. Caterpillar is providing products, services and solutions that use resources more efficiently – from reducing emissions to remanufacturing.

Sustainable Features

- Meets U.S. EPA Tier 3/EU Stage IIIA equivalent and Brazil MAR-1 emission standards.
- Fuel efficient engine and features such as the Eco Modes help reduce your overall fuel consumption. Decreases in fuel consumption result in a decrease in combustion of carbon.
- Technologies like AccuGrade and Product Link help improve overall efficiency, save fuel and fluids as well as wear and tear on equipment.
- Biodiesels (20% maximum, mixed with Ultra Low Sulfur Diesel Fuel) and biodegradable hydraulic oil can be used without reducing the life of the system (when available). Always refer to your Operation and Maintenance Manual for proper usage of fluids.
- Major components are built to be rebuilt, eliminating waste and saving customers money.




Safety

Make sure you're safe

- Integrated ROPS/FOPS for added operator protection with an enclosed cab
- Excellent visibility, large glass panels, various mirrors
- Various grab handles and steps make climbing on and off the tractor easy, with three points of contact
- Anti-slip surfaces
- Operator Not Present monitoring system automatically disables implements and engages parking brake and prevents unintentional machine movements
- Work tools lock-out feature
- Back-up alarm

These are some of the various features that enhance safety during operation of the D6K2.



D6K2 Track-Type Tractor Specifications

Engine

Engine Model	Cat C7.1 ACERT	
Emissions	U.S. EPA Tier 3/ EU Stage IIIA equivalent, Brazil MAR-1	
Engine Power (Maximum)		
SAE J1995	118 kW	158 hp
ISO 14396	116 kW	155 hp
ISO 14396 (DIN)		157 hp
Net Power (Rated) – 2,200 rpm		
SAE J1349	95 kW	128 hp
ISO 9249	97 kW	130 hp
ISO 9249 (DIN)		132 hp
EU 80/1269/EEC	97 kW	130 hp
Bore	105 mm	4.13 in
Stroke	135 mm	5.31 in
Displacement	7.01 L	428.77 in ³

- Net power advertised is the power available at the engine flywheel when the engine is equipped with the air cleaner, alternator, A/C compressor at full load and cooling fan at maximum speed.
- No engine derating required up to 3000 m (9,840 ft) altitude; beyond 3000 m (9,840 ft) automatic derating occurs.

Transmission – Travel Speed

Transmission Type	Hydrostatic	
Forward	0-10 km/h	0-6.2 mph
Reverse	0-10 km/h	0-6.2 mph

Service Refill Capacities

Fuel Tank	295 L	77.9 gal
Cooling System	32.5 L	8.58 gal
Engine Crankcase	16.5 L	4.35 gal
Final Drives (each XL)	15 L	4 gal
Final Drives (each LGP)	23 L	6 gal
Hydraulic Tank	58 L	15.3 gal

Weights

Weight – XL	13 036 kg	28,740 lb
Weight – LGP	13 673 kg	30,144 lb
Operating Weight – XL	13 311 kg	29,346 lb
Operating Weight – LGP	13 948 kg	30,750 lb
Shipping Weight – XL	13 131 kg	28,949 lb
Shipping Weight – LGP	13 768 kg	30,353 lb

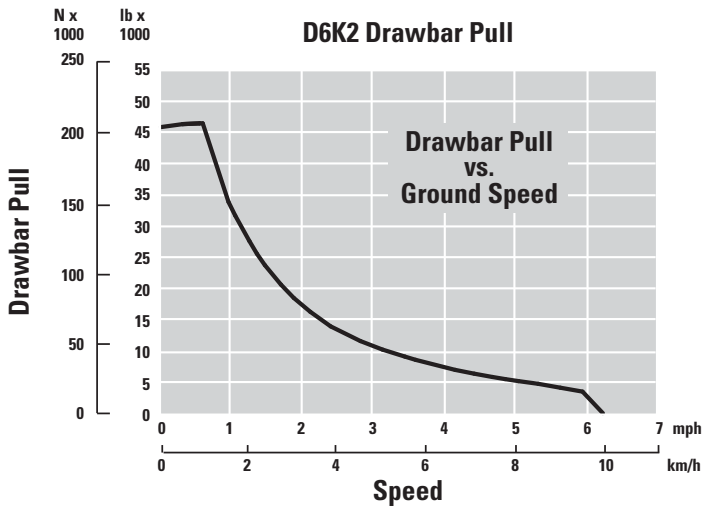
- Weights: includes pumps, operator controls, oil, mounting brackets and spacers.
- Operating Weights: includes EROPS, A/C, lights, VPAT Dozer, transmission, drawbar, engine enclosure, 3-valve hydraulics, 100% fuel, Cat Comfort Series air suspension seat and operator.
- Shipping Weights: includes EROPS, A/C, lights, VPAT Dozer, transmission, drawbar, engine enclosure, 3-valve hydraulics, 10% fuel, Cat Comfort Series air suspension seat.

Undercarriage

Width of Shoe – XL	560 mm	22 in
Width of Shoe – LGP	760 mm	30 in
Shoes/Side – XL	40	
Shoes/Side – LGP	40	
Grouser Height	48 mm	1.9 in
Track Gauge – XL	1770 mm	70 in
Track Gauge – LGP	2000 mm	79 in
Track on Ground – XL	2645 mm	104 in
Track on Ground – LGP	2645 mm	104 in
Ground Contact Area – XL	3 m ²	4,650 in ²
Ground Contact Area – LGP	4 m ²	6,200 in ²
Ground Pressure – XL (ISO 16754)	39.8 kPa	5.77 psi
Ground Pressure – LGP (ISO 16754)	30.7 kPa	4.45 psi
Track Rollers/Side – XL	8	
Track Rollers/Side – LGP	8	

D6K2 Track-Type Tractor Specifications

Drawbar Pull



- The direct injection electronic fuel system provides a controlled fuel delivery increase as the engine lugs back from rated speed. This results in increased horsepower below rated power. A combination of increased torque rise and maximum horsepower improves response, provides greater drawbar pull and faster dozing cycles.

Blades

Blade Type	VPAT, VPAT Foldable*	
XL, VPAT – Blade Capacity	3.07 m ³	4.01 yd ³
LGP, VPAT – Blade Capacity	3.35 m ³	4.38 yd ³
XL, VPAT – Blade Width over End Bits	3196 mm	10.5 ft
LGP, VPAT – Blade Width over End Bits	3682 mm	12 ft

- VPAT foldable blades have the same capacity and width as the XL/LGP VPAT blades.

Ripper

Type	Fixed Parallelogram	
Pocket Spacing	896 mm	35.3 in
Shank Gauge	1792 mm	70.6 in
Shank Section	58.5 × 138 mm	2.3 × 5.4 in
Number of Pockets	3	
Overall Beam Width	1951 mm	76.8 in
Beam Cross Section	165 × 211 mm	6.5 × 8.3 in
Maximum Penetration Force – XL	42.2 kN	9,480 lb
Maximum Pry-out Force – XL	166.7 kN	37,480 lb
Maximum Penetration Force – LGP	45.1 kN	10,138 lb
Maximum Pry-out Force – LGP	166.7 kN	37,480 lb
Maximum Penetration – XL & LGP	360 mm	14.2 in
Weight with One Shank	845 kg	1,863 lb
Each Additional Shank	34 kg	75 lb

Winch

Winch Model	PA50	
Winch Drive	Hydrostatic	
Weight*	907 kg	2,000 lb
Winch and Bracket Length	845 mm	33.2 in
Winch Case Width	905 mm	35.6 in
Drum Diameter	205 mm	8 in
Drum Width	274 mm	11 in
Flange Diameter	457 mm	18 in
Drum Capacity (Recommended Rope)	93 m	306 in
Drum Capacity (Optional Rope)	67 m	220 in
Rope Recommended Diameter	19 mm	0.75 in
Optional Cable Size	22 mm	0.87 in
Cable Ferrule Size (O.D.)	54 mm	2.13 in
Cable Ferrule Size (Length)	67 mm	2.63 in
Maximum Bare Drum		
Line Pull	222.4 kN	50,000 lbf
Line Speed	38 m/min	124 fpm
Maximum Full Drum		
Line Pull	115.7 kN	26,000 lbf
Line Speed	70 m/min	230 fpm

- Slow and standard speed winches are available.

* Weight includes: pump, operator controls, oil, mounting brackets and spacers.

D6K2 Track-Type Tractor Specifications

Standards

- ROPS (Rollover Protective Structure) offered by Caterpillar for the machine meets ROPS criteria SAE J1040-1994, ISO 3471:2008 and DLV criteria SAE J397B-2009, ISO 3164:1995.
- FOPS (Falling Object Protective Structure) meets ISO 3449-2005 Level II and DLV criteria SAE J397B-2009, ISO 3164:1995.
- Brakes meet the standard ISO 10265:2008.
- Hearing protection may be needed in a noisy environment. Hearing protection may be needed when the machine is operated with a cab that is not properly maintained, or when the doors and windows are open for extended periods or in a noisy environment.
- The declared average exterior sound pressure level is 80 dB(A) when the “SAE J88 FEB2006 – Constant Speed Moving Test” procedure is used to measure the value for the standard machine. The measurement was conducted under the following conditions: distance of 15 m (49.2 ft) and “the machine moving forward in an intermediate gear ratio.”

Sustainability

Sound Levels

Average Exterior Sound Pressure Level*	80 dB(A)	SAE J88:2006
Maximum Sound Power Level	109 dB(A)	2000/14/EC

Vibration Levels

Maximum Hand/Arm**	2.5 m/s ²	ISO 5349:2001
Maximum Whole Body	0.5 m/s ²	ISO/TR 25398:2006
Seat Transmissibility Factor <0.7	ISO 7096:2000 – spectral class EM6	


* Measured at 100% of the maximum engine cooling fan speed.

** Values are for an experienced operator in a dozing application, consult the Operating and Maintenance Manual for further details.

D6K2 Track-Type Tractor Specifications

Dimensions

All dimensions are approximate.



Tractor Dimensions

	XL		LGP	
1 Track Gauge	1770 mm	70 in	2000 mm	79 in
2 Width of Tractor				
With the Following Attachments:				
Standard Shoes without Blade	2330 mm	92 in	2760 mm	109 in
Standard Shoes with VPAT Blade Angled 25°	2896 mm	114 in	3337 mm	131 in
Standard Shoes with Foldable Blade in Transport Position	2364 mm	93 in	2850 mm	112 in
3 Machine Height from Tip of Grouser				
With the Following Equipment:				
ROPS Cab	2958 mm	116 in	2958 mm	116 in
4 Drawbar Height (Center of Clevis)				
From Ground Face of Shoes	466 mm	18 in	483 mm	19 in
5 Length of Tack on Ground	2645 mm	104 in	2645 mm	104 in
6 Length of Basic Tractor (with C Frame)	4354 mm	171 in	4220 mm	166 in
With the Following Attachments, Add to Basic Tractor Length:				
Drawbar	229 mm	9 in	320 mm	13 in
Ripper	1082 mm	42 in	1133 mm	45 in
PA50 Winch	567 mm	22 in	640 mm	25 in
VPAT Blade, Straight	384 mm	15 in	468 mm	18 in
VPAT Blade, Angled 25° (Standard and Foldable)	1015 mm	40 in	1179 mm	46 in
7 Height over Stack from Tip of Grouser	3056 mm	119 in	3056 mm	119 in
8 Height of Grouser	48 mm	2 in	48 mm	2 in
9 Ground Clearance from Ground Face of Shoe (per SAE J1234)	360 mm	14 in	360 mm	14 in

D6K2 Standard Equipment

Standard Equipment

Standard equipment may vary. Consult your Cat dealer for details.

OPERATOR STATION

- ROPS/FOPS cab, pressurized, with sliding side windows
- Air conditioning
- Seat, air suspension, cloth
 - Adjustable armrests
- 76 mm (3 in) retractable seat belt
- Adjustable seat-mounted, electro-hydraulic controls with fore/aft adjustment
- Footrests, dash-mounted
- Electric monitoring system including:
 - Gauges: engine coolant temperature, hydraulic oil temperature and fuel level
 - Indicators: including electronic engine air cleaner service indicator, electronic water-in-fuel indicator
 - Digital display: electronic engine rpm, gear display, hour meter
- Rotary throttle switch
- Eco Modes throttle switch
- Stable blade switch
- Electronic travel speed limiter
- Independent forward/reverse speed settings
- Single pedal combining deceleration and braking functions
- Rearview mirrors
- Auxiliary mirror for rear attachment
- 12V radio ready
- One 12V power port
- Coat hook
- Storage compartment
- Cup holder
- Heavy duty rubber floor mat
- Windshield washers and wipers front and rear
- Intermittent wipers (doors)

UNDERCARRIAGE

- Undercarriage arrangements:
 - Heavy Duty undercarriage including:
 - Sprocketed relieved tread idler, lifetime lubricated
 - Eight bottom track rollers, lifetime lubricated
 - Two carrier rollers
 - Idlers, lifetime lubricated

- Tracks, 40 sections
 - XL configuration, 560 mm (22 in)
 - LGP configuration, 760 mm (30 in)
- Adjustable idler height position
- Hydraulic track adjusters
- Roller frame:
 - 8/2 Heavy Duty (eight bottom rollers, two carrier rollers)
- Track pairs, XL:
 - Tracks, 560 mm (22 in) MS XL, Heavy Duty
- Track pairs, LGP:
 - Tracks, 760 mm (30 in) MS LGP, Heavy Duty

POWER TRAIN

- Cat C7.1 ACERT diesel engine, turbocharged, meets U.S. EPA Tier 3/ EU Stage IIIA equivalent and Brazil MAR-1 emission standards
- Aluminum bar plate cooling system (radiator, hydraulic oil cooler, aftercooler)
- Hydraulic demand fan
- Air cleaner with integrated precleaner, automatic dust ejection and under-hood intake
- Manual fuel priming pump
- Integrated fuel/water separator
- Tank fuel, standard
- Dual path, electronic control, closed-loop hydrostatic transmission
- Glowplugs starting aid
- Muffler, under hood

ELECTRICAL

- Horn, electric
- Backup alarm
- Converter 12V, 10-amp
- Diagnostic connector
- Batteries, heavy duty, high output, maintenance free, 900 CCA
- Integrated four front halogen lights (roof mounted)
- Integrated two rear halogen lights (A/C unit mounted)
- Alternator, 24V, 115-amp, heavy duty brush type
- Starter, 24V, electric

REAR ATTACHMENT

- Drawbar, rigid

REAR ATTACHMENT CONTROL

- Control ripper ready package

TECHNOLOGY PRODUCTS

- Cat Product Link, PL522* GSM Cellular networks, or PL321, satellite networks

HYDRAULICS

- 4 valves, electro-hydraulics
- Load sensing hydraulics/pump
- Single lever with three functions control

OTHER STANDARD EQUIPMENT

- C frame with variable pitch link, hydraulic cylinder and lines
- Hinged crankcase guards
- Lockable engine enclosures
- Idler guards
- Hinged radiator grill, with bolts
- Front pull device
- Swing-out radiator fan
- Scheduled Oil Sampling ports, S-O-SSM (engine, power train, hydraulics)
- Stable blade control

PROTECTION EQUIPMENT

- Guard, fuel tank
- Guard, crankcase
- Grill radiator

ANTI-FREEZE

- Extended life coolant, -32° C (-25.6° F)

HYDRAULIC FLUID

- Cat HYDOTM Advanced 10
- Hydraulic oil, standard

* Product Link licensing not available in all areas.

Optional Equipment

Optional equipment may vary. Consult your Cat dealer for details.

POWER TRAIN

- Oil change system, high speed
- Hydraulic demand fan, reversing

UNDERCARRIAGE

- Undercarriage arrangement:
 - SystemOne undercarriage
- Roller frames:
 - 8/2 SystemOne (eight bottom rollers, two carrier rollers)
- Track pairs, XL:
 - Tracks, 510 mm (20 in) ES XL, SystemOne
 - Tracks, 510 mm (20 in) ES XL, heavy duty
- Track pairs, LGP:
 - Tracks, 760 mm (30 in) ES LGP, SystemOne
 - Tracks, 760 mm (30 in) ES LGP, heavy duty
 - Tracks, 760 mm (30 in) ES self-cleaning, LGP, heavy duty
- Track guiding guards:
 - Guard, track guiding, center
 - Guard, track guiding, front and rear
 - Guard, track guiding, full length

OPERATOR ENVIRONMENT

- Heavy duty cab with polycarbonate windshield and door windows
- Heated air suspension seat
- Heated and ventilated air suspension seat

HYDRAULICS

- Hydraulic oil, biodegradeable

GUARDS AND PROTECTION PACKAGES

- Cab protection package, heavy duty, with sweeps, screens (rear and sides) and lighting guards
- Guard, lift cylinder
- Heavy duty radiator grill
- Heavy duty protection with heavy duty fuel tank guard, crankcase guard and radiator grill

BLADES

- VPAT XL blade, ARO
- VPAT LGP blade, ARO
- VPAT XL blade, ARO foldable
- VPAT LGP blade, ARO foldable

REAR ATTACHMENT

- Ripper, parallelogram, multi-shank, with three straight teeth
- Ripper, parallelogram, multi-shank, with three curved teeth

TECHNOLOGY PRODUCTS

- Machine Security System (MSS)

MACHINE CONTROL AND GUIDANCE

- Installation, AccuGrade Ready Option (ARO)

COLD WEATHER PACKAGES

- Cold weather package, 240V

ANTIFREEZE

- Cooling system antifreeze protection –50° C (–58° F)

OTHER ATTACHMENTS

- Rotating beacon

FIELD INSTALLED ATTACHMENTS

- Radios:
 - Radio, 12V, AM/FM
 - Radio, 12V, AM/FM CD player
- Counterweight rear

For more complete information on Cat products, dealer services, and industry solutions, visit us on the web at www.cat.com

© 2016 Caterpillar
All rights reserved

Materials and specifications are subject to change without notice. Featured machines in photos may include additional equipment. See your Cat dealer for available options.

CAT, CATERPILLAR, SAFETY.CAT.COM, their respective logos, "Caterpillar Yellow" and the "Power Edge" trade dress, as well as corporate and product identity used herein, are trademarks of Caterpillar and may not be used without permission.

VisionLink is a trademark of Trimble Navigation Limited, registered in the United States and in other countries.

AEHQ7228-01 (12-2016)
Replaces AEHQ7228
(Afr-ME, Asia Pacific
[excl Aus-NZ-Jpn-SK], CIS,
S Am [excl Brazil], Turkey)

