



Cat[®] Blades

SKID STEER LOADERS
MULTI TERRAIN LOADERS
COMPACT TRACK LOADERS

Cat[®] Angle Blades are designed for moving dirt, gravel, livestock waste and snow in a wide range of applications. They are also ideal for finish grade work in construction and landscaping applications. Cat Dozer Blades are designed for rough and finish grading in dirt and gravel, and light dozing. With their 6-way capabilities, dozer blades are better suited for finish grade work in construction and landscaping applications than angle blades.

Features:

Performance and versatility

- Cat Blades deliver maximum performance and provide smooth, efficient operation when coupled to Cat Skid Steer Loaders, Multi Terrain Loaders, Compact Track Loaders and Compact Wheel Loaders. Designed and built to strict Caterpillar standards, they carry with them the proven Caterpillar reputation for performance, versatility, durability and reliability in tough operating conditions.

Ease of operation

- Cat Blades are designed with the operator in mind. The coupler interface is matched to the machine's mechanical and hydraulic quick coupler systems for fast, secure work tool changes. Steps are conveniently located on the right side of the main structure for easy machine entry and exit. Both blades are designed to efficiently use the machine's standard flow auxiliary hydraulic system. Operation of Cat Blades are easy with Cat joystick controls.

Pins and hardware are plated

- Pins and hardware are plated for corrosion protection and long life.

Grease points are conveniently located

- Grease points are conveniently located and protected for easy serviceability and long life.

Adjustable/removable skid shoes

- Adjustable/removable skid shoes provide a stable platform and depth control for hard surfaces, such as asphalt and concrete.

Cat XT[™] and medium pressure hose, couplings and O-ring face seals

- Cat XT and medium pressure hose, couplings and O-ring face seals provide superior, leak-free performance and reliability. All hoses are wrapped with nylon woven cordura sleeving for added operator protection. Hydraulic quick disconnects enable fast tool changes.

Quick coupler

- Rugged, opposing edge design holds the work tool securely and allows the operator to quickly change from one high performance Cat Work Tool to another.

Compatibility

| Model | Machines |
|-------------------------------|--|
| Angle Blade – 1829 mm (72 in) | 226B3, 236D, 242D, 246D, 247B3, 257D, 259D, 262D, 272D, 272D XHP, 277D, 279D, 287D, 289D, 299D, 299D XHP |
| Angle Blade – 2134 mm (84 in) | 226B3, 236D, 242D, 246D, 247B3, 257D, 259D, 262D, 272D, 272D XHP, 277D, 279D, 287D, 289D, 299D, 299D XHP |
| Dozer Blade – 2002 mm (79 in) | 226B3, 236D, 242D, 246D, 247B3, 257D, 259D, 262D, 272D, 272D XHP, 277D, 279D, 287D, 289D, 299D, 299D XHP |
| Dozer Blade – 2342 mm (92 in) | 226B3, 236D, 242D, 246D, 247B3, 257D, 259D, 262D, 272D, 272D XHP, 277D, 279D, 287D, 289D, 299D, 299D XHP |

Cat Blades

for Skid Steer Loaders, Multi Terrain Loaders and Compact Track Loaders

Angle Blades



Cat Angle Blades are useful work tools in a wide range of applications for moving dirt, gravel, livestock waste and snow. They are also useful for finish grade work in construction and landscaping.

Features:

Bolt-on, curved moldboard

- Bolt-on, curved moldboard with standard reversible/replaceable bolt-on, hardened DH-2 steel cutting edge delivers long life and high performance.

Blades are interchangeable

- Blades are interchangeable because of a common back interface structure.

Two-way blade

- Two-way blade allows blade to be operated with the blade locked for aggressive dozing or with spring-loaded trip engaged for pushing snow or livestock waste.

Spherical rod eye cylinder

- Spherical rod eye cylinder adds another degree of freedom to the jointed section for better impact protection.

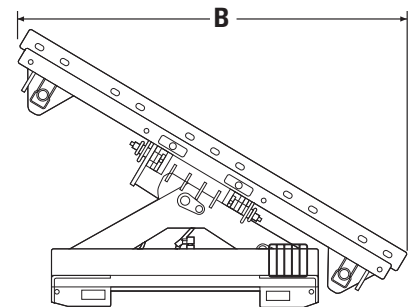
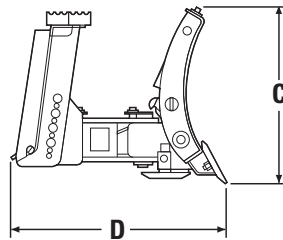
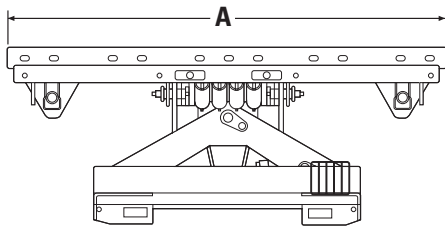
Four preloaded springs

- Four preloaded springs provide appropriate force with the spring-loaded trip engaged. Springs can be removed individually to accommodate a lighter trip.

Optional snow kit and optional bolt-on non-metallic edges

- Optional snow kit with heavy-duty guard assembly, two edge markers and mounting hardware. Optional bolt-on non-metallic edges reduces surface scratches on marring of concrete and asphalt surfaces.

Specifications



| | | | |
|--|---------|-----------|-----------|
| A Overall width | mm (in) | 1829 (72) | 2134 (84) |
| B Working width (fully angled) | mm (in) | 1685 (66) | 1949 (78) |
| C Work tool height | mm (in) | 614 (24) | 614 (24) |
| D Work tool length | mm (in) | 753 (30) | 753 (30) |
| Weight | kg (lb) | 313 (690) | 331 (730) |
| Max blade angle (right/left of center) | | ± 30° | ± 30° |
| Cutting edge thickness* | mm (in) | 16 (0.63) | 16 (0.63) |

* Equipped with 1-piece bolt-on, replaceable, reversible edge.

Dozer Blades



Cat Dozer Blades are designed for rough and finish grading in dirt and gravel, and light dozing. With their 6-way capabilities, dozer blades are better suited for finish grade work in construction and landscaping applications than angle blades.

Features:

Track-type tractor variable power angle tilt (VPAT) design

- Track-type tractor variable power angle tilt (VPAT) design with simultaneous tilt and angle capability for better control and maneuverability.

Three-piece, replaceable bolt-on, hardened cutting edge

- Three-piece, replaceable, bolt-on, hardened cutting edge delivers long life and high performance. Angled end bits, modeled after track-type tractor blades, allow flush cutting against a vertical surface when blade is fully tilted. Center section of cutting edge is reversible to extend wear life.

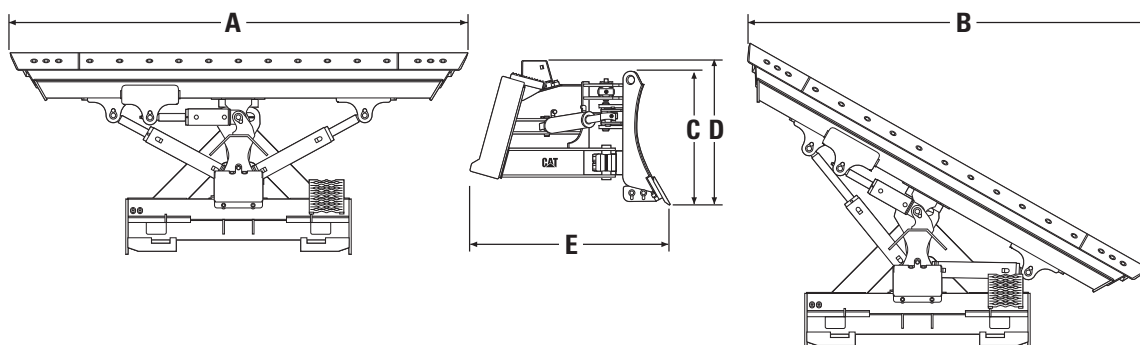
Removable shims

- Removable shims to adjust for trunnion interface wear.

Anti-pitch interface

- Anti-pitch interface has rolling bushing to evenly distribute wear.

Specifications



| | | | | | |
|--|---------|-------|---------|-------|---------|
| A Overall width | mm (in) | 2002 | (79) | 2342 | (92) |
| B Working width (fully angled) | mm (in) | 1750 | (69) | 2049 | (81) |
| C Blade height | mm (in) | 619 | (24) | 619 | (24) |
| D Work tool height | mm (in) | 737 | (29) | 737 | (29) |
| E Work tool length | mm (in) | 1028 | (40) | 1028 | (40) |
| Weight | kg (lb) | 491 | (1,082) | 528 | (1,164) |
| Tilt | | ± 10° | | ± 10° | |
| Max blade angle (right/left of center) | | ± 30° | | ± 30° | |
| Cutting edge thickness* | mm (in) | 16 | (0.63) | 16 | (0.63) |

* Equipped with 3-piece bolt-on, replaceable edge. Center edge is reversible.

Cat Blades

For more complete information on Cat products, dealer services, and industry solutions, visit us on the web at www.cat.com

© 2013 Caterpillar Inc.
All Rights Reserved
Printed in U.S.A.

Materials and specifications are subject to change without notice. Featured machines in photos may include additional equipment. See your Cat dealer for available options.

CAT, CATERPILLAR, SAFETY.CAT.COM, their respective logos, "Caterpillar Yellow" and the "Power Edge" trade dress, as well as corporate and product identity used herein, are trademarks of Caterpillar and may not be used without permission.

AEHQ5851-02 (08-13)
Replaces AEHQ5851-01

