

MD5125

Track Drill



General Data

Hole diameter range	89 mm-152 mm	3.5 in-6.0 in
Hole depth maximum	30 m	98.5 ft
Engine	Cat® C11 Tier 3 242 kW (325 hp) @ 1,800 rpm	
Compressor @ 7 bar (100 psi)	11.3 m³/min	400 ft³/min
Rock drill HPR5128	28 kW	37 hp

MD5125 Features

Rock Drill

Lower your ownership cost with Cat® Rock Drills. They are simple enough to be owner serviced yet renowned for their strength and long life in hard rock drilling.

Rod Changer

Multiple lengths and diameters of steel can be accommodated with two different configurations of our versatile linear rod changers.

Power Group

Fast cycle times are achieved with the generous horsepower, big air capacity, and efficient systems of this drill, increasing your overall productivity.

Unique Swing Cab

While providing a safe, pressurized, air conditioned work environment, the MD5125 cab maximizes visibility and manages rough terrain with its swing and tilt capabilities.

Serviceability and Customer Support

Maintenance is simple with wide access doors, logically located components, and well-organized electrical and hydraulic designs. Reliable customer support helps keep your drill up and running, maximizing your return on investment.

Contents

Model Comparison.....4

Pattern Coverage5

Rock Drills6

Rod Changer8

Boom and Feed.....10

Undercarriage11

Power Group.....12

Cab.....14

Dust Collection16

Serviceability17

Safety18

Sustainability19

Specifications.....20

Standard and Optional Equipment23





Smart Investment

Large Pattern Coverage,
Proven Productivity, Easy to Service

Built tough, these drills have reliable components, sturdy frames, robust booms and feeds that contribute to outstanding availability. They are designed to be easy to service with conveniences such as ground level access to all major service points and well-organized electrical and hydraulic arrangements. Available in two models MD5125 C and MD5125 CL.

Model Comparison

Tailored to Your Application

	MD5125 C	MD5125 CL
Boom length	Telescopic 2.6 m (8.5 ft)	Fixed 2.8 m (9 ft)
Boom extension	0.9 m (3 ft)	—
Boom swing	15° L to 21° R	15° L to 21° R
Lift angle above horizontal	57°	27°
Lift angle below horizontal	29°	7°
Feed	3.66 m (12 ft) drill steel	6.10 m (20 ft) drill steel
Feed extension	0.9 m (3 ft)	0.9 m (3 ft)
Feed swing	36° L to 37° R	14° L to 37° R

***Shorter boom and feed height.
Particularly well suited in uneven
terrain or in locations overhead
clearance is limited.***



***Longer boom length and feed is
ideal for drilling deep holes with
few rod changes. Boom is fixed
and in ready position.***



Pattern Coverage

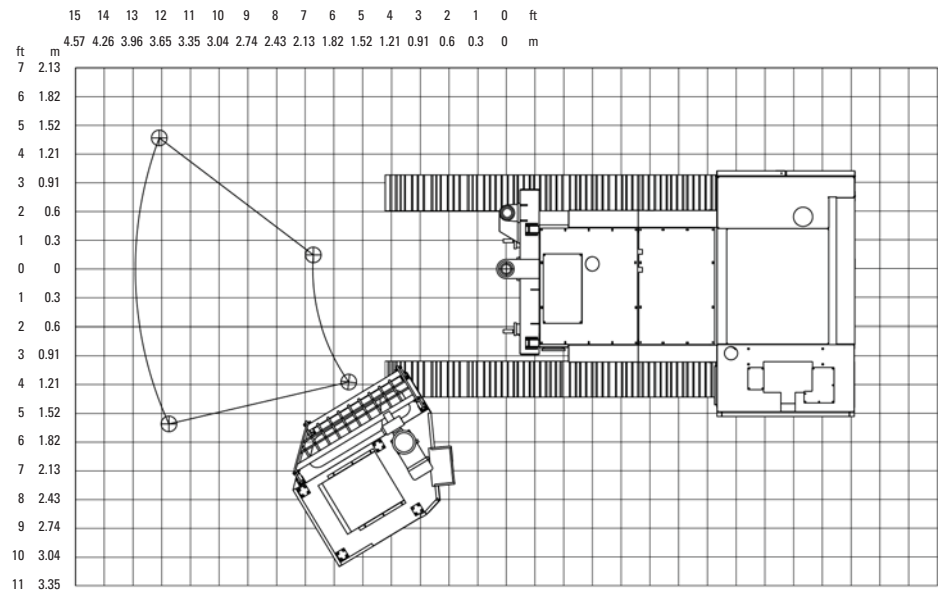
Far Reaching



To negotiate overhead limitations or uneven terrain the 3.66 m (12 ft) feed and the heavy-duty 2.6 m (8.5 ft) telescopic boom on the MD5125 C gives a lower operating range and extends an additional 0.9 m (3 ft) when needed. The MD5125 CL is always in ready position with its non-telescopic 2.8 m (9 ft) boom.

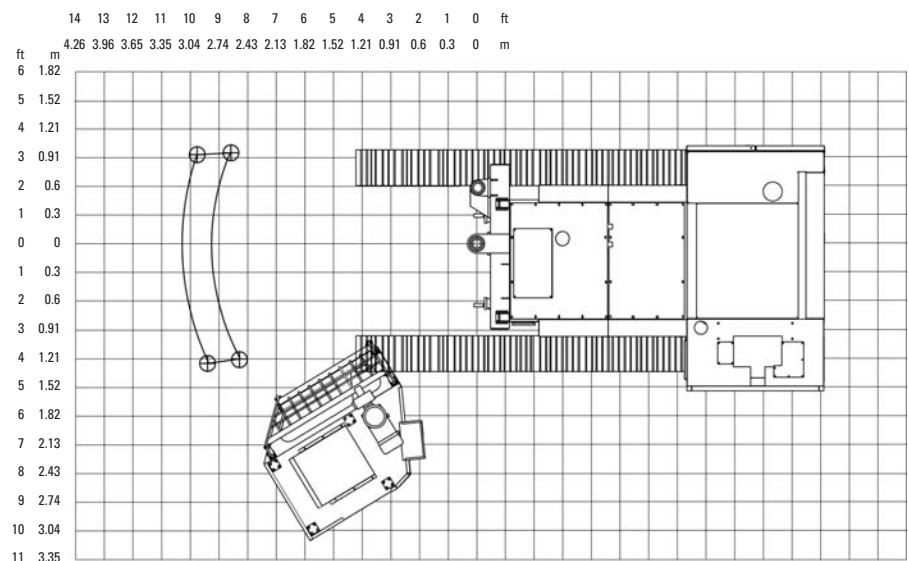
MD5125 C

- Telescopic boom 2.6 m (8.5 ft)
- Boom extension 0.9 m (3 ft)
- The boom swing capability of the MD5125 C is 15° L to 21° R



MD5125 CL

- Larger non-telescopic boom 2.8 m (9 ft)
- Boom is in ready position and does not extend
- The boom swing capability of the MD5125 CL is 15° L to 21° R



Rock Drills

Proven Performers



Reliable Performer

Low cost of ownership and reliability are yours with renowned Cat Rock Drills. Building on a legacy of simplistic power, these drills have long life expectancy and are field serviceable.

This combination of robust design and easy maintenance means more hours of reliable, low-cost operation. For added efficiency, the pistons are matched to the cross section of the shank so the wave form is properly matched for maximum energy transfer to the bit.

Durable Design

A simple design coupled with high strength materials yields exceptional durability.

- Having only half of the components of competitive models, there are fewer internal parts to wear
- There are four major housings bolted together with high strength flanges eliminating troublesome long tie rods
- Long life alloy bushings
- Fast response large accumulators provide a smooth and efficient hydraulic oscillation

Owner Serviceable

Cat Rock Drills are so simple that owner serviceability is a viable alternative and cost savings.

- Other models require servicing in a clean room environment
- All maintenance and rebuilds can be done in your shop and some maintenance can even be done with the rock drill still mounted to the feed
- Accumulator assemblies may be replaced in the field
- Troubleshooting is easy since there are half the components of other drills

New Automated Rock Drill Lube System

Peak performance is sustained when your rock drill is kept lubricated, cool, and automatically maintained with our new Auto Rock Drill Lube System. Operators no longer have to stop drilling to manually grease the rock drill every two hours.


- Components reach full life expectancy at proper lube intervals
- Grease reservoir capacity can hold enough for up to five 10 hour shifts
- A timer board cycles the grease pump throughout the day eliminating maintenance time
- High and low pressure conditions are continually monitored through the display screen

MD5125 utilizes the HPR5128 hydraulic powered percussion rock drill rated at 28 kW (37.5 hp) output energy with dual hydraulic variable rotation motors producing 1898 N-m (1,400 lbf-ft) torque.

Rod Changer

Improve Your Productivity






Providing you with proven versatility, the MD5125 is equipped with a sturdy rod changer that holds multiple rods allowing the boom extension to reach far and drill deep while maintaining stability. Each feed and rod changer can accommodate various lengths and diameters of drill steel. The selection and use of drill steel varies based on the desired hole depth and diameter per the blasting plan.

Additional Features

	MD5125 C	MD5125 CL
Drill steel diameter	51, 60, or 68 mm	51, 60, or 68 mm
Rod capacity	Up to 5 rods	Up to 4 rods
Drill steel length	3.66 m (12 ft)	6.10 m (20 ft)
Starter rod	3.66 m (12 ft)	6.10 m (20 ft)
Multi-pass hole depth	Up to 21 m (70.5 ft)	Up to 30 m (98.5 ft)






Boom and Feed

Reach Further

A sturdy boom and feed support the carousel rod changer providing excellent pattern coverage and fewer required setups. The heavy-duty boom is constructed of thick square tubing with steel plate reinforcements in key areas to add strength. Built with high strength steel channels with diagonal internal bracing, the feed system resists torsion and thrust loads.

Features

- Telescopic boom on MD5125 C is 2.6 m (8.5 ft)
- Extension on MD5125 C boom adds 0.9 m (3 ft)
- Fixed boom on MD5125 CL is 2.8 m (9 ft)
- Boom swing capability of both models is 15° L to 21° R
- Boom limit switch prevents swinging into the cab
- MD5125 C feed is 3.66 m (12 ft)
- MD5125 CL feed is 6.10 m (20 ft)
- Both models are equipped with a 0.9 m (3 ft) feed extension
- Feed force is 4535 kgf (10,000 lbf)
- Rock Drill travel feed rate 36.9 m/min (121 ft/min)
- Lighting on the feed illuminates the rod changer and hole site





Undercarriage

Manage Your Terrain

The undercarriage on the MD5125 provides excellent maneuverability thanks to its low center of gravity and high ground clearance which is beneficial in tough terrain.

Features

- Excavator-type track rollers
- Two speed final drive motors
- Case hardened steel track bushings
- Wide triple grouser track pads 380 mm (15 in)
- Static load each 29 938 kg (66,000 lb)
- Dynamic load sealed 9979 kg (22,000 lb)
- Hydraulically released spring applied disc brakes
- Ground clearance 280 mm (11 in)
- Gradeability 35°
- Ground pressure 1.31 bar (19.2 psi)
- Track gauge 198 cm (78 in)
- Tram maximum speed 3.44 km/h (2.1 mph)
- Oscillation $\pm 8^\circ$



Power Group

Ready to Work



You can depend on exceptional reliability with the MD5125 thanks to the large cooler, powerful engine, hard working compressor, and efficient hydraulic system.

Engine

The MD5125 gets the job done with the Cat C11 Tier 3 with 242 kW (325 hp) @ 1,800 rpm. This six (6) cylinder Cat engine is electronically controlled, water-cooled, and turbocharged. Fuel conservation, and the resulting lower operating cost, is achieved with automatic throttle control based on power demand.

Additional engine features:

- Four pump drive-box with maximum input rating 504 kW (675 hp)
- Dual-element air filter
- Dual-fill 416 L (110 gal) fuel tank
- Altitude before derating 3353 m (11,000 ft)

Cooler

- Coolers for engine, hydraulic, compressor systems
- 52° C (125° F) ambient temperature
- ATAAC side by side arrangement
- Easy troubleshooting and cleaning of coils



Compressor

- Excellent flushing power
- Reliable rotary screw-type compressor
- Hydraulically driven
- High pressure rating 189 L/sec (400 ft³/min) @ 7 bar (100 psi)
- Dual-element air filters with indicators



Hydraulics

- Designed to minimize power consumption
- Precisely matches pump pressure and flow to load conditions
- Large hydraulic tank with greater cooling capacity for longer intervals between oil usage 303 L (80 gal)
- The hydraulic system is a four-pump system



Cab

Unique, Adaptable Swing Style

This uniquely designed Cat Swing Cab features comforts and conveniences that help make the MD5125 a highly productive track drill. It is specially mounted on hydraulic cylinders that can swing and tilt the cab. This design provides the flexibility to position the operator well away from acoustic sources or hazardous environments encountered in a mine site or on a construction job.

- Swings up to 48° and tilts 30°
- Swing function provides maximum visibility and pattern coverage
- Tilt allows for leveling on uneven terrain
- Electronic two-axis angle indicator
- Pressurized environment with filtered circulating air
- Climate control system maintains a consistent temperature
- Air is filtered to the operator
- Adjustable bucket seat with seat belt
- Full vision tinted glass windows
- Ergonomic drilling and tramming controls
- Easy access to cab air filter
- AM/FM radio IPOD/MP3 player ready
- Communications radio ready





Safety Features

- Skylight provides excellent visibility of the drill string
- Boom limit switch keeps boom from swinging into cab
- Mirrors assist in moving the machine
- Heavy duty handles and controls
- Ground level shutdowns
- Two drilling lights
- Fire extinguishers
- Three speed window wipers
- Auto-thread greaser is operated from within the cab
- FOPS option available
- Ground level access into cab



Dust Collection

Keep It Clean

The Cat HDE 1200 Dust Collector is robust and efficient. Powered to clean holes up to 15.24 cm (6 in), the heavy-duty system effectively manages rock fragments and dust and is easy to clean and service.

Features

- The pick up pot contains a seal to the drill steel which traps cuttings
- Abrasive resistant dust hose is 152.4 mm (6 in)
- Timed cleaning is continual through reverse-pulses of air
- Vacuum generated air flow conveys material through the system
- Filtration area is 42 m² (465 ft²) and separates the solid particles from the clean air
- Dust collector swings out for interior access
- Replacing dust seal is easy with only one bolt removal
- Optional water injection system can be used to suppress dust and hole-collaring or mudding the top hole to create a natural seal





To simplify your maintenance requirements, Cat Track Drills have well-organized electrical and hydraulic designs. This helps provide longer equipment life cycle, lower operating costs, and higher re-sale value.

Serviceability

Neat and Easy



Features

- Wide access doors and ample room provide easy access to components for servicing
- Components are logically located and neatly arranged
- Manual valve bank for operating in the event of an electrical loss and also to help isolate issues with electronics or hydraulics



Supported by World-class Cat Dealer Network

From helping you choose the right machine to keeping your equipment up and running, your Cat dealer provides the best in sales and service.

- Best-in-class parts availability because Cat dealers understand the value of your uptime
- Preventive maintenance programs are available to maximize your return on investment, achieve full equipment life cycle, and managing costs
- Guaranteed maintenance contracts help you forecast your businesses needs and strategically plan for service and parts expenses
- Operator training to help boost your productivity
- Genuine Cat Remanufactured parts are available

Safety

Taking Care

Equipped with numerous safety features, Cat Track Drills are designed to provide a safe working environment for operators as well as maintenance and service technicians.

MD5125 Track Drill Safety Features

- Non-slip, heavy duty steps and handles are strategically placed
- Spring applied, hydraulically released brakes
- Fire extinguishers
- Ground-level access to service points

Cab Safety Features


- Skylight allows viewing the top of the feed
- Front window push-out for emergency egress
- Mirrors assist in safely moving the machine
- Three speed window wipers
- Optional FOPS structure
- Ground level access into cab

Safety Shutdown System

- Feed mounted swipe string
- Emergency stop in cab
- Boom limit switch
- Low engine oil pressure
- High engine water temperature
- High air compressor temperature
- Low hydraulic oil level

Operator Training

- Classroom style training available
- High quality manuals for operation, maintenance, and service
- Hands-on training with your local Cat dealer



Sustainability

For Generations



While helping you increase the efficiency and productivity of your business, Cat Drill designs help minimize the environmental impact of mining. We continually strive to develop equipment that has more respect for the air we breathe and the earth we share.

MD5125 Sustainability Features

- Fuel economy is achieved with automatic engine throttle control based on power demand
- Remanufactured components are available
- Auto lube systems are clean and efficient
- Major components can be rebuilt



MD5125 Track Drill Specifications

General Data

Hole diameter range	89 mm- 152 mm	3.5 in- 6.0 in
Hole depth maximum	30 m	98.5 ft
Engine	Cat C11 Tier 3, 6-cylinder, electronically controlled, water-cooled, turbocharged and air-to-air after-cooled diesel engine rated at 242 kW (325 hp) @ 1,800 rpm	
Compressor	11.3 m ³ /min @ 7 bar	400 ft ³ /min @ 100 psi
Rock drill HPR5128	28 kW	37 hp

Dimensional Specifications and Weights

Shipping height	3.50 m	11.5 ft
Shipping length	10.6 m	34.8 ft
Shipping width	2.62 m	8.6 ft
Shipping weight MD5125 C	19 731 kg	43,500 lb
Shipping weight MD5125 CL	20 412 kg	45,000 lb

Undercarriage

Hydraulic motor-driven track assemblies		
Spring applied disc brakes		
Triple rock grousers		
Wide triple grouser pads	380 mm	15 in
Gradeability	35°	
Ground clearance	280 mm	11 in
Ground pressure	1.27 bar	18 psi
Track gauge	198 cm	78 in
Tram maximum speed	3.44 km/h	2.1 mph
Track oscillation	±8°	

Power Train

Cat C11 Tier 3 Diesel, 242 kW (325 hp) @ 1,800 rpm		
Six (6) cylinder, electronically controlled, water-cooled, turbocharged and air-to-air after-cooled		
Engine speed is automatically controlled by power demand		
Dual element air filter		
Ambient temperature capability	52° C	125° F
Altitude before derating	3353 m	11,000 ft
Fuel tank (dual fill)	416 L	110 gal

Cooler Package

Coolers for engine, hydraulic and compressor systems and ATAAC		
Sized for ambient capability of 52° C (125° F)		
Side by side arrangement		
Fan assembly	106 cm	42 in

Hydraulic System

The hydraulic system is a four-pump system		
Designed to minimize power consumption		
Precisely matches pump pressure and flow to load conditions		
Full flow 10 micron filtration		
Manual fill pump		
Full flow cooling		
Pressurized and sealed tank	303 L	80 gal

Air Compressor

Hydraulic motor driven		
Screw-type compressor	189 L/sec @ 7 bar	400 ft ³ /min @ 100 psi

Shutdown Features

Low engine-oil pressure		
High compressor discharge temperature		
High engine-water temperature		
Low hydraulic oil level		
Emergency stop (3 locations)		

Dust Collecting System

Dust collector sized to clean holes up to 152.4 mm (6 in) diameter		
Hydraulic motor powered, dry dust collecting system		
Filter area	42 m ²	465 ft ²
Pneumatic filter purge system		
Abrasive resistant suction hose	152.4 mm	6 in
Reverse pulse filter cleaning system		

Cab

Pressurized swing cab		
Heater/AC pressurizer		
AM/FM radio/CD player		
CB radio (optional)		
Adjustable seat		
Emergency egress		

Boom System

MD5125 C

Boom length	2.6 m	8.5 ft
Boom extension	9 m	3 ft
Boom swing	15° L to 21° R	
Boom lift above horizontal	57°	
Boom dump below horizontal	29°	

MD5125 CL

Boom length	2.8 m	9 ft
Boom swing	15° L to 21° R	
Boom lift above horizontal	27°	
Boom dump below horizontal	7°	

Feed System

MD5125 C

Model HUFH12 hydraulic motor driven steel channel feed		
Power centralizer		
Manual inclinuator		
Will change a 3.66 m (12 ft) drill steel		
Set up for 51, 60, or 68 mm drill steel		
Feed extension	0.91 m	3 ft
Feed swing	36° L to 37° R	
Dump	149° from 10° of boom	
Feed channels (2)	17.78 cm	7 in
Feed rate	36.9 m/min	121 ft/min
Chain force	4535 kgf	10,000 lbf
Replaceable wear pads		

MD5125 CL

Model HUFH20 hydraulic motor driven steel channel feed		
Power centralizer		
Manual inclinuator		
Will change a 6.10 m (20 ft) drill steel		
Set up for 51, 60, or 68 mm drill steel		
Feed extension	0.91 m	3 ft
Feed swing	14° L to 37° R	
Dump	132° max 16° min	
Feed rate	36.9 m/min	121 ft/min
Chain force	4535 kgf	10,000 lbf

Linear Rod Changer System

Rod changer	3.66 m	12 ft
51 mm – 5 Rod +1 or 60 mm – 4 Rod +1 or 68 mm – 4 Rod +1		
Maximum total hole depth with 3.66 m (12 ft) starter steel	21 m	70.5 ft
Rod changer	6.1 m	20 ft
51 mm – 4 Rod +1 or 60 mm – 3 Rod +1 or 68 mm – 3 Rod +1		
Maximum total hole depth with 6.1 m (20 ft) starter steel	30 m	98.5 ft

Rock Drill

HPR5128 hydraulic powered percussion rock drill

Output energy @ 210 rpm	28 kW	37 hp
Dual hydraulic variable rotation motors producing 2,033 N·m (1,500 lbf-ft) torque		
Weight	450 kg	900 lb
Rod diameter 51, 60, or 68 mm		
Percussion pressure up to	192 bar	2,750 psi
Blow rate	2,500-3,100 bpm	
Rock drill auto lube system option		

Optional Rock Drills

HPR6030

HPR6832

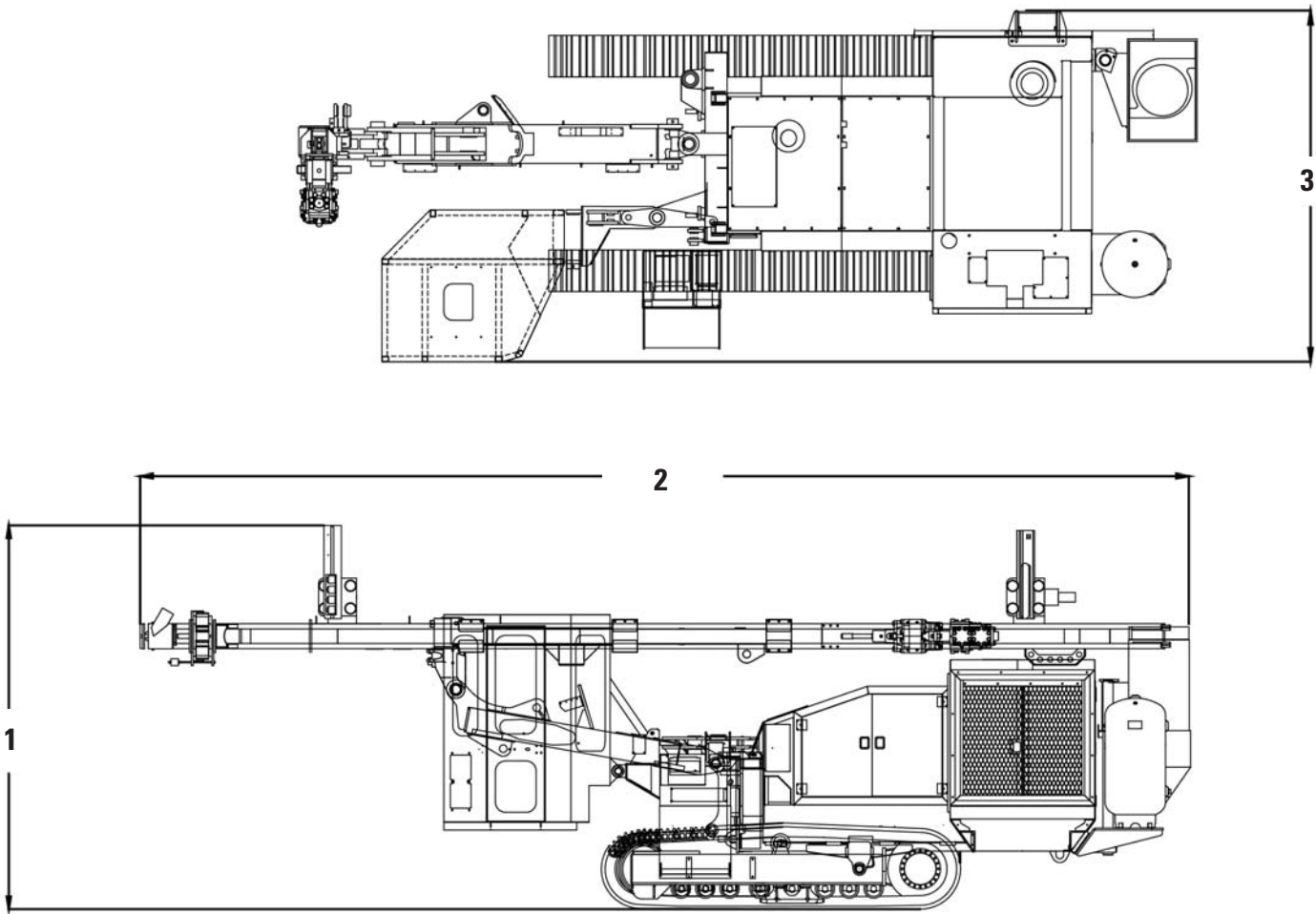
Safety

Feed swipe rope engine shut off
Standard cabs have front window push-out for emergency egress
Emergency stop in the cab and on the feed
All proper guards in place
Spring-applied, hydraulically released brakes
Ground-level access to service points and well-organized electrical and hydraulic designs
Heavy duty steps and handles are strategically placed and non-slip
Three points of contact at all steps

MD5125 Track Drill Specifications

Dimensions

All dimensions are approximate.



1 Shipping Height	3.50 m	11.5 ft
2 Shipping Length	10.60 m	34.8 ft
3 Shipping Width	2.62 m	8.6 ft

MD5125 C Standard Equipment

Standard equipment may vary. Consult your Cat dealer for details.

TRACK UNDERCARRIAGE

- Hydraulic, motor-driven, track assemblies with 380 mm (15 in) grousers, hydraulic cylinder controlled track oscillation, hydraulic released, spring applied, disc brakes and triple rock grousers

POWER

- Cat C11 Tier 3, six (6) cylinder, electronically controlled, water-cooled, turbocharged and air-to-air after-cooled diesel engine rated at 242 kW (325 hp) at 1,800 rpm
- The engine speed is automatically controlled by power demand

HYDRAULIC SYSTEM

- Four (4) dedicated hydraulic pumps, two (2) fixed displacement traction two-speed drive motors and one (1) variable displacement compressor drive motor

COMPRESSOR

- Hydraulic motor-driven 189 L/sec @ 7 bar (400 ft³/min @ 100 psi) screw-type compressor

COOLER

- Coolers for engine, hydraulic, compressor systems
- 52° C (125° F) ambient temperature
- ATAAC side by side arrangement

BOOM SYSTEM

- 2.6 m (8.5 ft) telescopic boom system with 0.9 m (3 ft) extension
- 0.91 m (3 ft) feed extension complete with a drill positioner and an offset feed table

FEED SYSTEM

- Model HUFH12 hydraulic motor-driven, steel channel chain feed complete with the power centralizer, manual inclinor and hose reel
- The HUFH12 feed will change a 3.66 m (12 ft) drill steel inside the centralizer

ROCK DRILL

- Model HPR5128 hydraulic powered percussion drill with hydraulic motor powered variable speed rotation

CAB

- Pressurized swing cab complete with heater, air conditioner, wipers, two (2) drilling lights and all necessary drilling controls
- Electronic two-axis angle indicator
- AM/FM stereo with CD player and seat belt

ROD CHANGER

- Linear rod changer for five (5) 3.66 m (12 ft), 51 mm round, 51 series rods for up to 21.9 m (72 ft) drill steel capacity

DUST COLLECTING SYSTEM

- Multiple element, hydraulic motor powered, dry dust collecting system complete with feed mounted precleaner and power pick up pot

CONTROLS

- The drill, feed, blowing air, tram and boom controls are mounted in the cab
- A second set of tram and boom controls are mounted at the operator stand

OTHER STANDARD FEATURES

- Power coupling greaser
- Complete sheet metal enclosure
- Collaring circuit

MD5125 CL Standard Equipment – same as MD5125 C except for:

Standard equipment may vary. Consult your Cat dealer for details.

BOOM SYSTEM

- 2.75 m (9 ft) Fixed Swing Boom System

FEED SYSTEM

- Model HUFH20 hydraulic motor-driven steel channel chain feed complete with the power centralizer, manual inclinor and hose reel
- The HUFH20 feed will change a 6.10 m (20 ft) drill steel inside the centralizer

ROD CHANGER

- Linear rod changer for four (4) 6.10 m (20 ft), 51 mm round, 51 series rods for up to a 30.48 m (100 ft) drill steel capacity

MD5125 Optional Equipment

Optional equipment may vary. Consult your Cat dealer for details.

- HPR6030 Rock Drill and rod rack for 60 mm drill steel
- HPR6832 Rock Drill and four (4) pot linear rod rack for 68 mm drill steel
- Rear-mounted 303 L (80 gal) detergent system
- Automatic Rock Drill greaser
- FOPS structure on cab
- Rod changer conversion kit 51 mm (5 rod) to 60 mm (4 rod)
- Rod changer conversion kit 60 mm (4 rod) to 51 mm (5 rod)
- Rear hydraulic stabilizer
- Less dust collector and precleaner

For more complete information on Cat products, dealer services, and industry solutions, visit us on the web at **www.cat.com**

AEHQ6947 (01-2013)

© 2013 Caterpillar Inc.

All rights reserved

Materials and specifications are subject to change without notice. Featured machines in photos may include additional equipment. See your Cat dealer for available options.

CAT, CATERPILLAR, SAFETY.CAT.COM, their respective logos, “Caterpillar Yellow” and the “Power Edge” trade dress, as well as corporate and product identity used herein, are trademarks of Caterpillar and may not be used without permission.

