



Cat[®] CM345 N

Continuous Miner

Specifications

Operating Dimensions

Mining range (recommended)	2 642 - 4 572 mm (104 - 180 in)
Minimum height over cutting boom assembly	1 575 mm (62 in)
Maximum mining height	4 623 mm (182 in) (1 118 mm (44 in) cutting drum)
Minimum mining height	2 337 mm (92 in) (1 118 mm (44 in) cutting drum and operator's compartment)
Ground clearance	357 mm (14 in)
Length bumper to face	8 128 mm (26 ft 8 in) (with 1 118 mm (44 in) dia. cutting drum)

Transport Dimensions

Main frame width	3 175 mm (10 ft 5 in) (without cutting head & gathering head)
Overall length	11 277 mm (37 ft) (with 1 118 mm (44 in) dia. cutting drum)
Height	1 829 mm (72 in) (with 8 000 cfm/3.8 cms ventilation/cooling fan)
Weight (total)	74.8 tonnes (165,000 lbs)

Cutting Unit

Cutting drum diameter	1 118 mm - 1 168 mm (44 - 46 in)
Cutting drum width	3 960 mm (13 ft)
Cutting drum power	2 x 186 kW (250 hp) (continuous rating) 2 x 109 kW (280 hp) (one-hour rating)

Loading Unit

Loading method	3 finger cla
Conveyor width	762 mm (30 in)
Conveyor speed	62 rpm/483 fpm (147 m/min)
Conveyor depth	305 mm (12 in) (without sideboards)
Loading capacity	11 - 27 tonnes/min (12 - 30 tons/min)
Conveyor power through cla's	2 x 41 kW (55 hp) (continuous rating) 2 x 48 kW (65 hp) (one-hour rating)

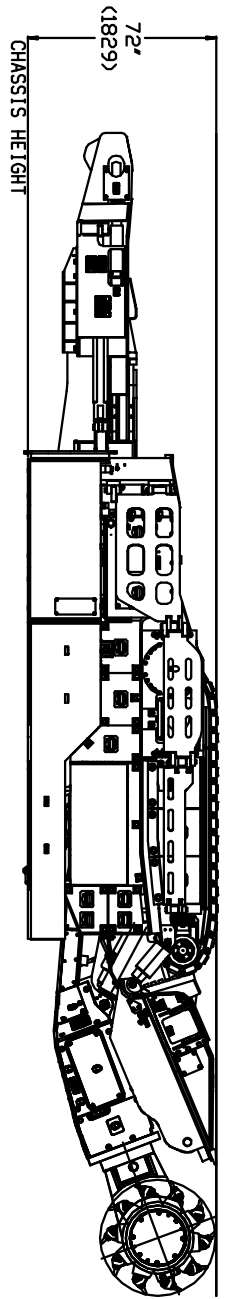
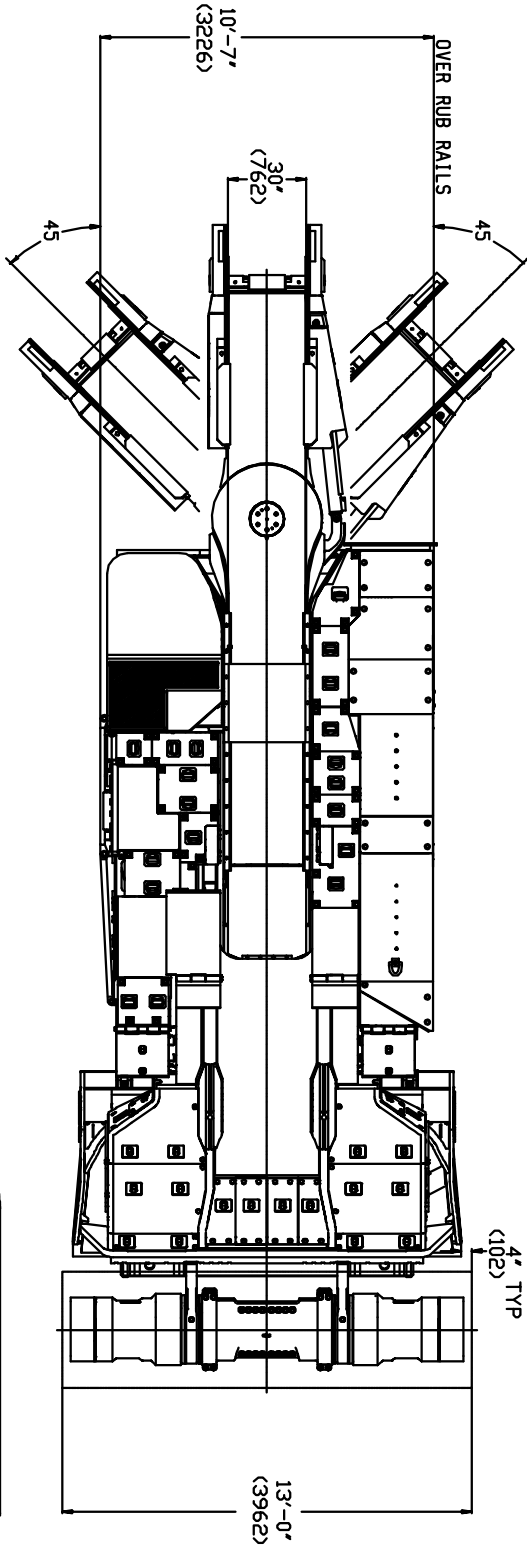
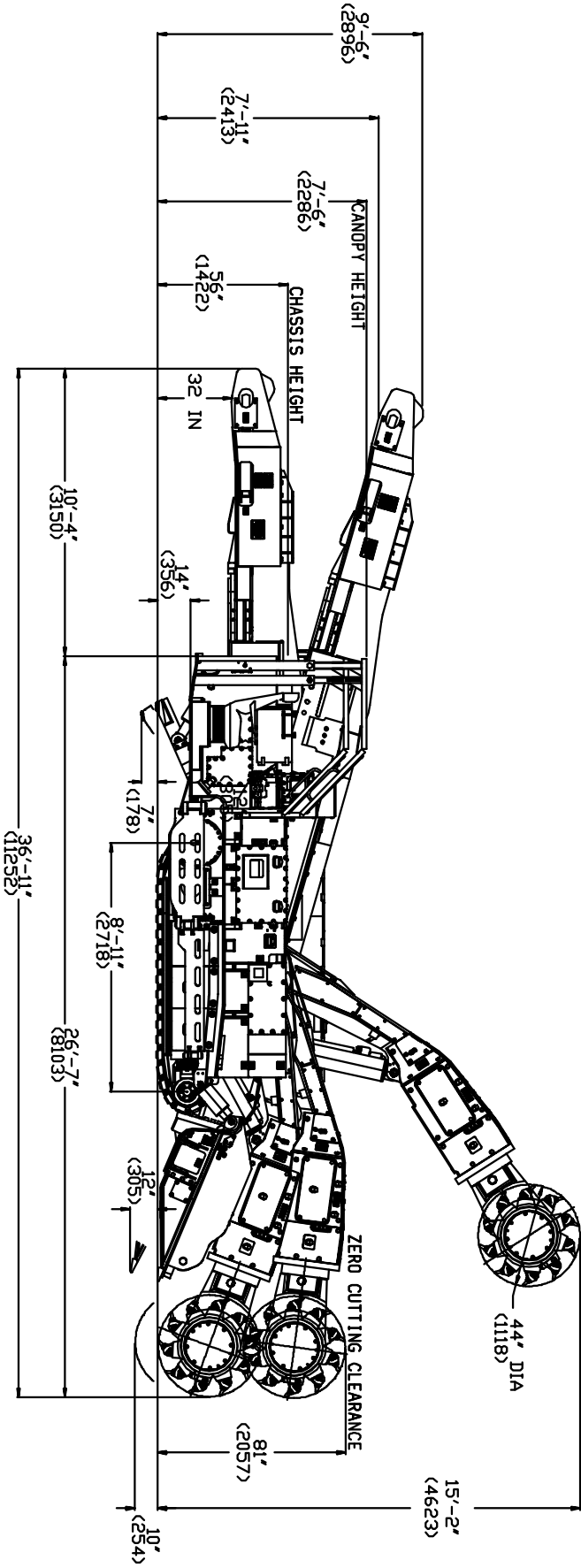
Traction Units

Crawler chain width	559 mm (22 in)
Ground pressure	207 kPa (30 psi)
Crawler speed	0 - 26 m/min (0 - 85 fpm)
Traction power	2 x 37 kW (50 hp) DC (continuous rating) 2 x 56 kW (75 hp) DC (one-hour rating)

Electrical System

Machine voltage	4160 VAC
Control system	Processor based/manual control/operator's compartment

Continuous Miner—CM345 N



Continuous Miner—CM345 N

Hydraulic System

Hydraulic pump unit	Tandem gear pump 152 bars (2,200 psi)
---------------------	--

Hydraulic pump power	1 x 41 kW (55 hp) (continuous rating) 1 x 48 kW (65 hp) (one hour rating)
----------------------	--

Cooling System

Self-Contained	Glycol/water 50/50 mix
----------------	------------------------

Ventilation Fan	8,000 cfm/3.8 cms
-----------------	-------------------

Total Installed Power

570 kW (765 hp) (continuous rating w/o scrubber)
--

675 kW (905 hp) (one hour rating w/o scrubber)
--

Continuous Miner—CM345 N

For more complete information on Cat products, dealer services, and industry solutions, visit us on the web at mining.cat.com and www.cat.com

© 2011 Caterpillar Inc.
All rights reserved

CAT, CATERPILLAR, their respective logos, "Caterpillar Yellow" and the "Power Edge" trade dress, as well as corporate and product identity used herein, are trademarks of Caterpillar and may not be used without permission.

AEHQ6610

