

CB34 CB34 xw

Utility Compactors

CC34

Utility Combi Compactor



	CB34	CB34 XW	CC34
Cat® C2.2 Diesel Engine			
Gross power (SAEJ1995) at 2400 rpm	34.1 kW/46 hp	34.1 kW/46 hp	34.1 kW/46 hp
Net power (ISO 9249) at 2400 rpm	33 kW/45 hp	33 kW/45 hp	33 kW/45 hp
Compaction width	1300 mm	1400 mm	1300 mm
Operating weight (with ROPS)	3940 kg	4200 kg	3670 kg

Caterpillar® C2.2 Engine

The C2.2 engine provides efficient power while meeting EU Stage IIIa engine emission requirements.



Power. The liquid cooled Caterpillar C2.2 engine provides a gross power of 34.1 kW (46 hp) and a torque of 143 Nm for excellent performance and reliability on grades and in tough conditions.

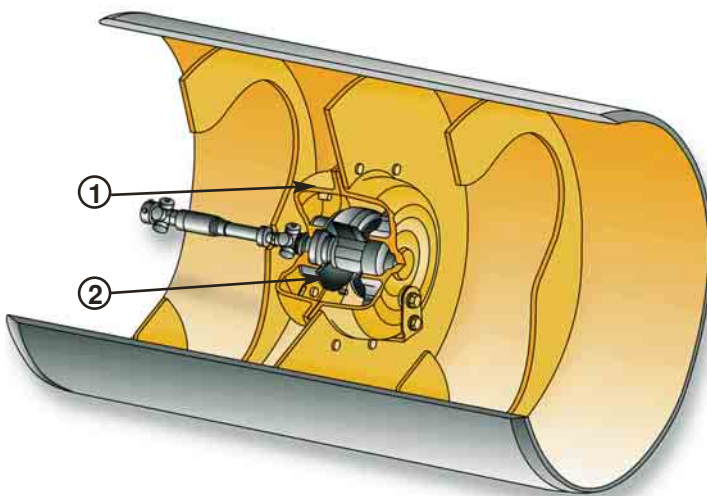
Large Cooling Package. The large cooling package with integrated water and oil cooler keeps engine temperatures low in order to maximize fuel efficiency and minimize emissions.

High Ambient Cooling Option. The high ambient cooling provides capability to achieve greater production rates at high ambient temperatures.

Reduced Sound Levels. Low sound levels are achieved in both operating speeds. An intermediate throttle position enables even quieter operation for optimum operator comfort.

Vibratory System

The vibratory system provides good balance between frequency and amplitude in order to meet various job site conditions.



- 1 Eccentric Weight Housing
- 2 Exclusive Eccentric Weight

Dual Frequency Vibratory System. The standard vibratory system incorporates two frequencies in order to provide increased application versatility.

Vibration Selection. A vibratory selection switch provides standard front, rear and both drum vibratory capabilities.

Automatic Vibratory Control. The vibratory system includes an automatic start feature that activates whenever the propel lever is moved from the neutral position.


Rear Drum Vibe Delay. The vibe delay function controls the start of the rear drum in order to assist power management on slopes.

Pod-style weight housings. They are assembled and sealed at the factory to ensure cleanliness, extended bearing life and easy field exchange/service.

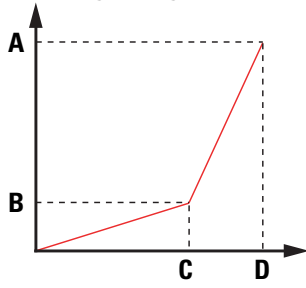
Bearing lubrication. Change interval for bearing lubrication is every 3 years or 3000 hours.

Operator's Station

The convenient, comfortable operating environment with sliding seat provides good visibility and promotes day-long productivity.



**Hydraulic Propel Lever's
Regulating Curve**



- A** Maximum Speed
- B** Low Speed
- C** Half Stroke
- D** Maximum Stroke

Operator's Station. The operator's station incorporates a fully-equipped console and an adjustable sliding suspension seat. Arm and wrist rests provide better operator comfort for day-long productivity. The steering wheel includes a steering knob for easy maneuverability in turns.

Instrument Panel. The easy-to-understand instrument panel cluster integrates a fuel level indicator, hour meter and light indicators for machine functions. The key switch includes an automatic engine pre-heat feature in order to assist in cold-weather starting.

Smooth Operation. The hydraulic propel lever's two step regulating curve provides smooth and precise control at low speed. Machine speed increases gradually in the first half of lever stroke for optimum control in confined areas. The second half of lever stroke enables maximum transfer speed to be reached rapidly.

Foldable ROPS (optional). The foldable ROPS includes two gas struts that assist the operator when raising or lowering for transport. The ROPS structure folds backwards and does not require special tools.

Unobstructed visibility. Sloped engine enclosure, low profile rear end and sliding operator's station provide unobstructed visibility to the drum edges or wheel contact points.

Water Spray System

Corrosion-proof system and extended-life components provide reliable operation.



Water Tank. A 300 liter high-capacity polyethylene water tank is enclosed within the machine frame. The tank design provides extended operation and a single fill point.

Spray Capabilities. The standard pressurized water spray system with constant or intermittent capabilities provides extended operation between refills.

Water Pump and Filters. The extended life water pump and filters are conveniently located for easy access while providing optimum spray and flow.

Water Filtration. Triple water filtration reduces machine downtime caused by system clogs.

Large Water Tank Fill and Drain. The large water tank fill and grouped drains allow the system to be filled and drained within minutes.

Spray Nozzles and Filters. Water spray nozzles and filters are easily removed by hand without the need of special tools.

Extra Wide Drums – CB34 XW

Wider drums on the CB34 XW provide increased production results on larger job sites.



Increased Production. The CB34 XW is equipped with 1400 mm wide drums and can cover greater mat widths in fewer overlapping passes. The rolling pattern changes with an increased production.

Increased Amplitude. Wider drums, increased amplitude and dual frequency balanced with the amplitude setting makes this machine an excellent choice of machinery on thin asphalt lift mats and larger job sites.

Tyres Enhance Versatility – CC34

The CC34 incorporates a steel, front drum with rear pneumatic tyres. The pneumatic tyres provide even compaction on uneven surfaces.



Front drum and rear rubber tyres. Steel front drum and rubber tires at the rear allow a single machine to function as both a double drum and pneumatic compactor.

Rubber tyres. Four rubber tyres (10.5/80 - 16 6-ply) generate a high ground contact pressure that penetrates deep into the lift.

Flexible tires. Because the tyres are flexible, horizontal pressures develop, assisting with compaction.

Adjustable scraper. Each tyre is fitted with a replaceable, adjustable scraper. The scrapers can be positioned above the tyres when they are not needed.

Emulsion Filling Port. The emulsion filling port is located at the rear of the machine and can be accessed without opening the rear hood.

Optional tyre spray system control activates the solvent sprayed to prevent asphalt from adhering to the tyres surface.

Serviceability

The CB34, CB34 XW and CC34 machines provide the reliability and serviceability that you've come to expect from Caterpillar.



Engine Enclosure. Fiberglass engine enclosure pivots upward and locks open with a prop rod.

Vibe Lubrication. Oil-bath lubrication of eccentric weight bearings reduces routine maintenance to 3 year/3000 hour intervals.

Service Points. External engine components, hydraulics and routine service points are clustered in easy-to-access locations.

Oils. Extended-life oils increase maintenance intervals for the vibratory system, hydraulic system and engine oil. Engine oil change interval has been extended to 500 hours.

Drains. Remote-mounted drains for engine, hydraulic oil and cooling system provide simplified collection of fluids.

Hydraulic Test Ports. Quick-connect hydraulic test ports simplify system diagnosis.

Electrical System. Electrical wiring is color-coded and numbered for simple troubleshooting. Nylon-braided wrap and all-weather connectors ensure electrical system integrity.

Engine

Four-stroke cycle, four cylinder Caterpillar C2.2 diesel engine meets EU directive 97/68/EC Stage IIIa emission requirements.

Gross Power	2400 rpm
SAE J1995	34.1 kW/46 hp
Net Power	2400 rpm
ISO 9249	33 kW/45 hp
80/1269/EEC	33 kW/45 hp
Bore	84 mm
Stroke	100 mm
Displacement	2216 cm ³

- All engine horsepowers are metric including front cover.
- Net power ratings are tested at the reference conditions for the specified standard.
- Net power advertised is the power available at the flywheel when the engine is equipped with fan, air cleaner, muffler and alternator.
- Dual-element, dry-type air cleaner with visual restriction indicator.

Transmission

CB34 and CB34 XW – Variable-displacement piston pump supplies pressure flow to fixed-displacement hydraulic motors that drive the front and rear drums.

CC34 – Variable-displacement piston pump supplies pressure flow to a fixed-displacement hydraulic motor that drives the front drum, and the pump supplies pressure flow to two fixed-displacement motors that drive the rear wheels.

For the three machines, a propel lever located at the operator's station provides smooth control of the infinitely variable speeds in both forward and reverse.

Speed

Forward and reverse	0-12.5 km/h
---------------------	-------------

Steering

Priority-demand hydraulic power-assist steering system provides smooth, firm machine handling.

Minimum turning radius

CB34/ CC34	
Inside drum edge	3000 mm
Outside drum edge	4300 mm
CB34 XW	
Inside drum edge	2950 mm
Outside drum edge	4350 mm
Steering angle	35°

Instrumentation

- The control console includes: steering wheel with knob, water spray system switch, vibratory drum selector switch, horn, hazard flasher control, turn signals, warning and working light switches, engine start switch with preheat and the secondary brake.
- The instrument panel cluster integrates the fuel level indicator, service hour meter and also the light indicators for: roading lights, secondary brake, hydraulic oil temperature, engine coolant temperature, alternator, engine oil pressure, vibration on, engine preheat and the turn signals.
- The vibratory system is actuated with a switch on the top of the propel lever.
- When the vibratory system is activated, a vibration indicator light illuminates.
- The engine throttle control is operated via a three-position lever for low, intermediate and high engine speed.
- The control console, the hood and the literature compartment are equipped with lockable covers.

Water Spray System

- Spray bars are constructed of stainless steel for corrosion resistance. The water tank is reinforced polyethylene.
- An electric water pump provides either continuous or intermittent spray. Intermittent spray setting increases spray time by 50 percent over continuous setting.
- Triple filtration includes a filter on the tank fill spout, an in-line filter at the water pump and filters on each spray nozzle. Spray nozzles are easily removed without tools for cleaning.

Frame

Fabricated from heavy gauge steel plate and rolled sections. The two sections are joined by two hardened steel pins that are supported by heavy-duty roller bearings. A vertical pin provides a $\pm 35^\circ$ steering angle and the frame/yoke provides $\pm 10^\circ$ oscillation for a smooth ride and uniform drum loading.

Tyre Spray System Option

- Tyre Spray System allows a solvent to be sprayed on the tire surfaces, helping prevent asphalt from adhering to the tyres.
- One spray nozzle is positioned above each tyre.
- The system is controlled with an on/off switch on the control console.

Electrical System

The 12-volt electrical system includes one maintenance-free Cat® battery and color-coded and numbered wiring wrapped in nylon braid. The system includes a 65-amp alternator.

Final Drives

CB34 and CB34 XW – High-torque, low-speed hydraulic motors directly drive each drum.

CC34 – High-torque, low-speed hydraulic motor directly drives the front drum, and two high-torque, low-speed hydraulic motors directly drive the rear wheels.

Brakes

Brake systems meet EN500-4.

The braking system will automatically engage if a pressure drop in the hydraulic system occurs.

Service

Closed-loop hydrostatic drive system provides dynamic braking during machine operation.

Secondary and Parking

Spring-applied/hydraulically released brake on front and rear drums. Actuated by switch on console or automatically when pressure is lost in brake circuit or when engine is shut off.

Wheels and Tyres

CC34 – 10.5/80 - 16 6-ply tyres are standard. Each tyre is equipped with a replaceable scraper.

- The scrapers help clean asphalt or soil off the tyres. The scrapers can be retracted when they are not needed.
- An optional traction control device on the rear tyres, activated by a foot control from the operator's platform, increases tractive effort and minimizes drum spinning in slippery conditions.

Service Refill Capacities

	Liters
Fuel Tank	57
Engine oil with filter	10.6
Hydraulic fluid tank	48
Water spray system	300
Tyre spray system	20

Compaction Characteristics

Vibration selections

CB34	Front, Rear and both
CB34 XW	Front, Rear and both
CC34	Front

Eccentric weight drive Hydraulic

Frequency

CB34/CC34	69/61 Hz
CB34 XW	53/48 Hz

Nominal amplitude

CB34/CC34	0.37 mm
CB34 XW	0.5 mm

Centrifugal force per drum

CB34/CC34	33.1 kN
CB34 XW	29.5 kN

Static linear load

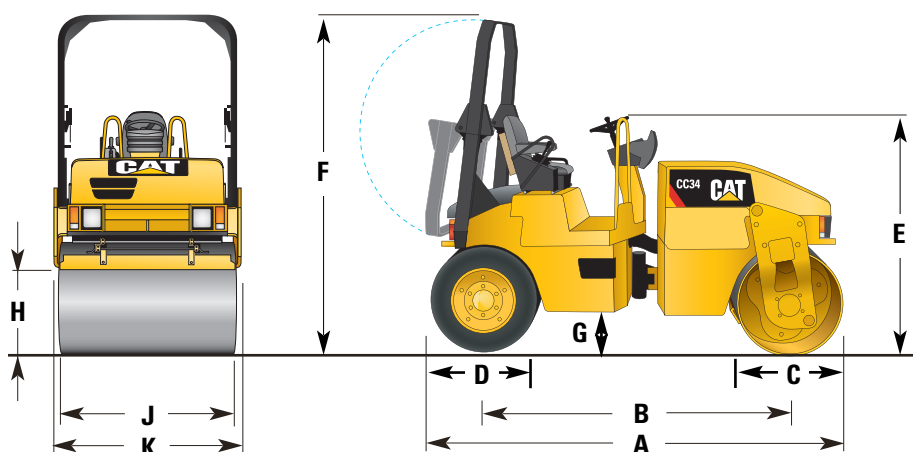
CB34	15.2 kg/cm
CC34/CB34 XW	15 kg/cm

Optional Equipment

Roll Over Protective Structure (ROPS)
 Foldable ROPS
 Sun Canopy
 Traction Control (CB34 and CB34 XW)
 Rear Tyres Traction (CC34 only)
 Working Light Package
 Rooding and Working Light Package
 Lights Protection
 Rotating Beacon
 Battery Disconnect Switch
 Engine Tachometer
 Suspension Seat with Seat Switch
 Pump Brake Release (CC34 only)
 Coco Mats
 Water Distribution Mats
 Spark Arrestor Muffler
 Non-Machined Drum Edges
 Drum-End Guard System
 High Ambient Cooling
 Tyre Wetting System (CC34 only)
 Italian Road Homologation

Dimensions

All dimensions are approximate.



	CB34/CC34	CB34 XW
	mm	mm
A Length	3120	3120
B Wheelbase	2320	2320
C Drum diameter	800	800
Drum shell thickness	13	15.5
D Tyre diameter (CC34)	-/770	-
E Height at steering wheel	1847	1847
F Height at ROPS	2557	2557
Height with ROPS folded	1890	1890
G Ground clearance	284	284
H Curb clearance	602	602
J Compaction width	1300	1400
K Machine width	1390	1490

Weights

Operating weights include lubricants, 80 kg operator, full fuel tank, full hydraulic system and half-full water tanks (all weights are approximate).

	CB34	CB34 XW	CC34
	kg	kg	kg
Operating weight with ROPS	3940	4200	3670
at front drum	1940	2070	1950
at rear drum	2000	2130	-
at rear wheels	-	-	1720
weight per rear wheel	-	-	430

CB34 and CB34 XW Utility Compactors

CC34 Combi Utility Compactor

For more complete information on Cat products, dealer services, and industry solutions, visit us on the web at www.cat.com

Materials and specifications are subject to change without notice. Featured machines in photos may include additional equipment. See your Caterpillar dealer for available options.

© 2007 Caterpillar – All rights reserved

HEHG3653 (09/2007) hr

CAT, CATERPILLAR, their respective logos, “Caterpillar Yellow” and the POWER EDGE trade dress as well as corporate and product identity used herein, are trademarks of Caterpillar and may not be used without permission.

