



**D SERIES SKID STEER LOADER, COMPACT TRACK
LOADER & MULTI TERRAIN LOADER
PARTS REFERENCE GUIDE**

BUILT FOR IT.™




» PROTECT YOUR INVESTMENT WITH GENUINE CAT® PARTS

Thank you for selecting the Cat® D Series Skid Steer, Compact Track or Multi Terrain Loader.

This guide is designed to provide you with a quick reference for the parts and part numbers you need to keep your Cat machine running at peak efficiency.




MAINTENANCE

Preventive maintenance extends the life of your machine and protects your investment. Only Caterpillar knows Cat equipment's filtration and lubrication requirements and offers parts kits to match your machine's maintenance cycles.

SCHEDULED REPAIR PARTS	
	GREASES
	DIESEL EXHAUST FLUIDS
	PLANNED MAINTENANCE KITS

REPLACEMENT PARTS

Proper maintenance minimizes the need for repair and replacement. In the event that replacement parts are required, the use of genuine Cat parts helps maximize machine performance and maintains high resale value.

WEAR PARTS	
	UNDERCARRIAGE PARTS
	GROUND ENGAGING TOOLS
REPAIR PARTS	
	BATTERIES
	ENGINE PARTS
	CAB GLASS
	LIGHTS
ENHANCEMENT PARTS	
	QUICK DISCONNECTS

GREASES

Previous Cat Product Name	STANDARD MAINTENANCE GREASES		
	Cat Ultra5 Moly #1	Cat Ultra5 Moly #2	Cat Advanced 3 Moly
Current Cat Product Name	Cat Extreme Application Grease 1	Cat Extreme Application Grease 2	Cat Prime Application Grease
Grade (NLGI)	1	2	2
Melting point (deg C)	260	260	260
Ambient Temperature (deg C)	-35 to +40	-30 to +50	-20 to +40
Base Oil Type	Mineral	Mineral	Mineral
Color	Dark Gray	Dark Gray	Dark Gray
Cartridge (390 g / 14 oz)	452-5996	452-6001	452-6006
Plastic Pail (5 kg / 11 lb)	–	–	–
Plastic Pail (16 kg / 35 lb)	452-5999	452-6004	452-6009
Keg (55 kg / 120 lb)	452-5998	452-6003	452-6008
Drum (180 kg / 400 lb)	452-5997	452-6002	452-6007



GREASES FOR UNIQUE APPLICATIONS AND ENVIRONMENTS			
Cat Arctic Platinum	Cat Desert Gold	Cat Multipurpose	Hammer Paste
Cat Extreme Application Grease - Arctic	Cat Extreme Application Grease - Desert	Cat Utility Grease	
0	2	2	2
230	280	260	230
-35 to +40	-30 to +50	-30 to +40	-20 to +1100
Semi-Synthetic	Mineral	Mineral	Mineral
Dark Gray	Dark Gray	Blue	Bronze
452-7459	452-6016	452-6011	130-6951
–	–	–	133-8807
452-6020	452-6019	452-6014	–
452-7461	452-6018	452-6013	–
452-7460	452-6017	452-6012	–



DIESEL EXHAUST FLUIDS

Cat Diesel Exhaust Fluids ensure that your machine meets all Tier 4 requirements while saving you time and fuel during recharge cycles.

CAT PART NUMBER (32.5% UREA)	CONTAINER SIZE
350-8733	2.5 gal bottle
350-8734	1,000 L tote

PLANNED MAINTENANCE KITS

SKID STEER LOADER		500 Hours								1,000 Hours						2,000 Hours	AS NEEDED	
		Engine Oil/Filter Change		Air Filter		Fuel Filter Change		Lubricate Machine	Hydraulic Tank	Cabin Air		Hydraulic Oil/Filter Change				Drive Chain Oil	AC Receiver Dryer	Engine Crankcase
Sales Model	Serial # Prefix	Filter	Oil Qty (L) DEO-ULS™	Primary Element	Secondary Element	In-line Element	Primary Element	Prime Application Grease	Breather Element	Fresh Air Element	Recirculating Element	Filter Element	Seal (Housing)	Seal (Plug)	Oil Qty (L) Hydo Adv 10	Oil Qty (L) DEO-ULS (ea)	Accumulator Group	Breather Element
226D	HRD	220-1523	9	415-2592	415-2593	416-5884	363-5819	452-6006	420-9748	265-6619	265-6618	421-5479	4F-4097 (x2)	8C-3082	35	7	186-6190	443-0374
232D	DPR	220-1523	9	415-2592	415-2593	416-5884	363-5819	452-6006	420-9748	265-6619	265-6618	421-5479	4F-4097 (x2)	8C-3082	35	7	186-6190	443-0374
236D	BGZ	377-6969	12	110-6326	110-6331	416-5884	363-5819	452-6006	258-2829	265-6619	265-6618	421-5479	4F-4097 (x2)	8C-3082	39	9	186-6190	421-1888
242D	DZT	377-6969	12	110-6326	110-6331	416-5884	363-5819	452-6006	258-2829	265-6619	265-6618	421-5479	4F-4097 (x2)	8C-3082	39	9	186-6190	421-1888
246D	BYF	377-6969	12	110-6326	110-6331	416-5884	363-5819	452-6006	258-2829	265-6619	265-6618	421-5479	4F-4097 (x2)	8C-3082	39	13	186-6190	421-1888
262D	DTB	377-6969	12	110-6326	110-6331	416-5884	363-5819	452-6006	258-2829	265-6619	265-6618	421-5479	4F-4097 (x2)	8C-3082	39	13	186-6190	421-1888
272D	B5W, GSL	377-6969	14	110-6326	110-6331	416-5884	363-5819	452-6006	258-2829	265-6619	265-6618	421-5479	4F-4097 (x2)	8C-3082	39	11	186-6190	377-6970
272D XHP	ETL, SHY	377-6969	14	110-6326	110-6331	416-5884	363-5819	452-6006	258-2829	265-6619	265-6618	421-5479	4F-4097 (x2)	6V-5048	39	11	186-6190	377-6970
272D2	BL2	377-6969	14	110-6326	110-6331	416-5884	363-5819	452-6006	258-2829	265-6619	265-6618	421-5479	4F-4097 (x2)	8C-3082	39	11	186-6190	377-6970
272D2 XHP	MD2	377-6969	14	110-6326	110-6331	416-5884	363-5819	452-6006	258-2829	265-6619	265-6618	421-5479	4F-4097 (x2)	8C-3082	39	11	186-6190	377-6970

2,000 hour planned maintenance cycle includes 1,000 and 500 hour part numbers. 1,000 hour cycle includes 500 hour part numbers.

COMPACT TRACK LOADER		250 Hours	500 Hours								1,000 Hours						2,000 Hours	AS NEEDED
		Final Drive Oil	Engine Oil/Filter Change		Air Filter		Fuel Filter Change		Lubricate Machine	Hydraulic Tank	Cabin Air		Hydraulic Oil/Filter Change				AC Receiver Dryer	Engine Crankcase
Sales Model	Serial # Prefix	Oil Qty (L) Syn GO	Filter	Oil Qty (L) DEO-ULS™	Primary Element	Secondary Element	In-line Element	Primary Element	Prime Application Grease	Breather Element	Fresh Air Element	Recirculating Element	Filter Element	Seal (Housing)	Seal (Plug)	Oil Qty (L) Hydo Adv 10	Accumulator Group	Breather Element
239D	BL9	1	220-1523	9	415-2592	415-2593	416-5884	363-5819	452-6006	420-9748	265-6619	265-6618	421-5479	4F-4097 (x2)	8C-3082	35	186-6190	443-0374
249D	GWR	1	220-1523	9	415-2592	415-2593	416-5884	363-5819	452-6006	420-9748	265-6619	265-6618	421-5479	4F-4097 (x2)	8C-3082	35	186-6190	443-0374
259D	FTL	1	377-6969	12	110-6326	110-6331	416-5884	363-5819	452-6006	258-2829	265-6619	265-6618	421-5479	4F-4097 (x2)	8C-3082	39	186-6190	421-1888
279D	GTL	1	377-6969	12	110-6326	110-6331	416-5884	363-5819	452-6006	258-2829	265-6619	265-6618	421-5479	4F-4097 (x2)	8C-3082	39	186-6190	421-1888
289D	TAW	1	377-6969	12	110-6326	110-6331	416-5884	363-5819	452-6006	258-2829	265-6619	265-6618	421-5479	4F-4097 (x2)	8C-3082	39	186-6190	421-1888
299D	GTC, HCL	1	377-6969	14	110-6326	110-6331	416-5884	363-5819	452-6006	258-2829	265-6619	265-6618	421-5479	4F-4097 (x2)	8C-3082	39	186-6190	377-6970
299D XHP	JST, NLC	1	377-6969	14	110-6326	110-6331	416-5884	363-5819	452-6006	258-2829	265-6619	265-6618	421-5479	4F-4097 (x2)	8C-3082	39	186-6190	377-6970
299D2	FD2	1	377-6969	14	110-6326	110-6331	416-5884	363-5819	452-6006	258-2829	265-6619	265-6618	421-5479	4F-4097 (x2)	8C-3082	39	186-6190	377-6970
299D2 XHP	DX2	1	377-6969	14	110-6326	110-6331	416-5884	363-5819	452-6006	258-2829	265-6619	265-6618	421-5479	4F-4097 (x2)	8C-3082	39	186-6190	377-6970




2,000 hour planned maintenance cycle includes 1,000 and 500 hour part numbers. 1,000 hour cycle includes 500 hour part numbers. 500 hour cycle includes 250 hour part numbers.

MULTI TERRAIN LOADER		250 Hours	500 Hours								1,000 Hours						2,000 Hours	AS NEEDED
		Final Drive Oil	Engine Oil/Filter Change		Air Filter		Fuel Filter Change		Lubricate Machine	Hydraulic Tank	Cabin Air		Hydraulic Oil/Filter Change				AC Receiver Dryer	Engine Crankcase
Sales Model	Serial # Prefix	Oil Qty (L) Syn GO	Filter	Oil Qty (L) DEO-ULS™	Primary Element	Secondary Element	In-line Element	Primary Element	Prime Application Grease	Breather Element	Fresh Air Element	Recirculating Element	Filter Element	Seal (Housing)	Seal (Plug)	Oil Qty (L) Hydo Adv 10	Accumulator Group	Breather Element
257D	EZW	1	377-6969	12	110-6326	110-6331	416-5884	363-5819	452-6006	258-2829	265-6619	265-6618	421-5479	4F-4097 (x2)	8C-3082	39	186-6190	421-1888
277D	FMT	1	377-6969	12	110-6326	110-6331	416-5884	363-5819	452-6006	258-2829	265-6619	265-6618	421-5479	4F-4097 (x2)	8C-3082	39	186-6190	421-1888
287D	HMT	1	377-6969	12	110-6326	110-6331	416-5884	363-5819	452-6006	258-2829	265-6619	265-6618	421-5479	4F-4097 (x2)	8C-3082	39	186-6190	421-1888
297D	BE7	1	377-6969	14	110-6326	110-6331	416-5884	363-5819	452-6006	258-2829	265-6619	265-6618	421-5479	4F-4097 (x2)	8C-3082	39	186-6190	377-6970
297D XHP	HP7	1	377-6969	14	110-6326	110-6331	416-5884	363-5819	452-6006	258-2829	265-6619	265-6618	421-5479	4F-4097 (x2)	8C-3082	39	186-6190	377-6970
297D2	BL7	1	377-6969	14	110-6326	110-6331	416-5884	363-5819	452-6006	258-2829	265-6619	265-6618	421-5479	4F-4097 (x2)	8C-3082	39	186-6190	377-6970
297D2 XHP	HP2	1	377-6969	14	110-6326	110-6331	416-5884	363-5819	452-6006	258-2829	265-6619	265-6618	421-5479	4F-4097 (x2)	8C-3082	39	186-6190	377-6970

2,000 hour planned maintenance cycle includes 1,000 and 500 hour part numbers. 1,000 hour cycle includes 500 hour part numbers. 500 hour cycle includes 250 hour part numbers.

RUBBER TRACK OFFERINGS » Find the right fit for your job

Part numbers included are for the D Series and all previous models.

COMPACT TRACK LOADER TRACK PATTERNS				
Machine	Model	Part #	Size (Width x Pitch x Lugs) in millimeters	Description
239	D	420-9888	320x86x49	12.6" Premium Block Track Standard from Factory or Replacement
		420-9892	400x86x49	15.7" Premium Bar Track Standard from Factory or Replacement
249	D	420-9888	320x86x49	12.6" Premium Block Track Standard from Factory or Replacement
		420-9892	400x86x49	15.7" Premium Bar Track Standard from Factory or Replacement
259	B3, D	357-0232	320x86x53	12.6" Premium Block Track Standard from Factory or Replacement
		357-0244	400x86x53	15.7" Premium Block Track Standard from Factory or Replacement
		454-6048	400x86x53	15.7" Premium Bar Track Standard from Factory or Replacement
		372-5793	320x86x53	12.6" General Duty Track Available as Replacement Only
279	G2, D	372-5791	450x86x56	17.7" Premium Block Track Standard from Factory or Replacement
		372-5792	400x86x56	15.7" Premium Block Track Standard from Factory or Replacement
		372-5796	450x86x56	17.7" General Duty Track Available as Replacement Only
	C	304-1909	450x86x60	17.7" Premium Block Track Standard from Factory or Replacement
		351-8495	400x86x60	15.7" Premium Block Track Standard from Factory or Replacement
		372-5798	450x86x60	17.7" General Duty Track Available as Replacement Only
289	G2, D	372-5791	450x86x56	17.7" Premium Block Track Standard from Factory or Replacement
		372-5792	400x86x56	15.7" Premium Block Track Standard from Factory or Replacement
		372-5796	450x86x56	17.7" General Duty Track Available as Replacement Only
	C	304-1909	450x86x60	17.7" Premium Block Track Standard from Factory or Replacement
		351-8495	400x86x60	15.7" Premium Block Track Standard from Factory or Replacement
		372-5798	450x86x60	17.7" General Duty Track Available as Replacement Only
299	C, D, D XHP, D2, D2XHP	304-1909	450x86x60	17.7" Premium Block Track Standard from Factory or Replacement
		351-8495	400x86x60	15.7" Premium Block Track Standard from Factory or Replacement
		372-5798	450x86x60	17.7" General Duty Track Available as Replacement Only

MULTI TERRAIN LOADER TRACK PATTERNS				
Machine	Model	Part #	Size (Width x Pitch x Lugs) in millimeters	Description
247	B, B2, B3	325-8624	381x100x42	15" Premium Track Standard from Factory or Replacement
		420-9876	381x100x42	15" General Duty Track Available as Replacement Only
257	B, B2, B3, D	325-8624	381x100x42	15" Premium Track Standard from Factory or Replacement
		420-9876	381x100x42	15" General Duty Track Available as Replacement Only
267	B	238-7664	457x100x56	18" Premium Track Standard from Factory or Replacement
		420-9878	457x100x56	18" General Duty Track Available as Replacement Only
277	B	238-7664	457x100x56	18" Premium Track Standard from Factory or Replacement
		420-9878	457x100x56	18" General Duty Track Available as Replacement Only
	C, C2, D	325-8625	457x100x51	18" Premium Track Standard from Factory or Replacement
		420-9877	457x100x51	18" General Duty Track Available as Replacement Only
287	B	220-8161	457x100x51	18" Premium Track Standard from Factory or Replacement
		420-9879	457x100x51	18" General Duty Track Available as Replacement Only
	C, D	325-8625	457x100x51	18" Premium Track Standard from Factory or Replacement
		420-9877	457x100x51	18" General Duty Track Available as Replacement Only
297	C, D, D2	325-8625	457x100x51	18" Premium Track Standard from Factory or Replacement
		420-9877	457x100x51	18" General Duty Track Available as Replacement Only



UNDERCARRIAGE PARTS

Machine	Model	Wheels		Sprockets	
		Part #	Description	Part #	Description
239/249	D	420-9803	Double Flange Idler- Standard	304-1870	Sprocket
		420-9805	Single Flange Idler- Standard		
		420-9801	Triple Flange Roller		
		420-9815	Triple Flange Idler		
257	D	305-9270	Steel Rear Idler	342-5015	Outer Sleeve (Hardened)
		278-1301	Front Idler	258-3087	Sprocket Ring
				280-5091	Sprocket Bolt
		295-3250	Front Idler (Steel)	7X3392	Washer
		278-1261	Bogie Wheel	1K6872	Locknut
389-7577	Sprocket				
259	B3/D	304-1878	Double Flange Idler	304-1870	Sprocket
		304-1894	Single Flange Idler		
		389-7624	Triple Flange Roller		
		348-9647	Triple Flange Idler		
277/287/297	B3/D	309-3296	Inner Front Idler Wheel	258-3088	Inner Sleeve
				342-5016	Inner Sleeve (Hardened)
				258-3089	Outer Sleeve
		309-3297	Outer Front Idler Wheel	342-5017	Outer Sleeve (Hardened)
				258-3087	Sprocket Ring
		258-3053	Inner Rear Idler Wheel (Steel)	1K6872	Locknut
				258-3085	Sprocket
		258-3052	Outer Rear Idler Wheel (Steel)	258-3086	Sprocket Ring-Outer
				258-3084	Sprocket Ring-Middle
				258-3087	Sprocket Ring-Inner
372-5776	Bogie Wheel	258-3122	Sprocket Bolt		
		7X-3392	Washer		
279/289/299	C/C2/D	304-1878	Double Flange Idler	304-1916	Sprocket
		304-1894	Single Flange Idler		
		389-7624	Triple Flange Roller		
		348-9647	Triple Flange Idler		

COMMON GROUND ENGAGING TOOLS BROOM EDGES & ACCESSORIES

Part Type	Series	Part #
Bolt-On Cutting Edge	BU115, BP15B	241-9437
Bolt-On Cutting Edge	BU118, BP18B	241-9472
Bolt-On Cutting Edge	BP115C	452-4148
Bolt-On Cutting Edge	BP118C	452-4147
Poly Bristle Assemblies (qty. 18)	BU115, BP15B, BP115C	165-9069
Wire Bristle Assemblies (qty. 17)	BU115, BP15B, BP115C	165-9070
Poly Bristle Assemblies (qty. 21)	BU118, BP18B, BP118C	165-9071
Wire Bristle Assemblies (qty. 20)	BU118, BP18B, BP118C	165-9072
Poly Bristle Assemblies (qty. 22)	BA18, BA118C	166-0322
Wire Bristle Assemblies (qty. 21)	BA18, BA118C	166-0323
Wire Bristle Assembly (Gutter Brush)	All series gutter brushes	172-4563
Poly Bristle Assembly (Gutter Brush)	All series gutter brushes	460-9777

BUCKET TOOTHBARS, TEETH & CUTTING EDGES

Part Type	Bucket Size	Bucket Type	Part Description	Part #
Bolt-On Tooth Bar	60"	General Purpose / Multi-Purpose – Base Edge Buckets	7 Teeth	136-8734
	66"	General Purpose / Multi-Purpose – Base Edge Buckets	8 Teeth	136-8735
	72"	General Purpose / Multi-Purpose – Base Edge Buckets	8 Teeth	136-8736
	78"	General Purpose / Multi-Purpose – Base Edge Buckets	8 Teeth	217-4878
	84"	General Purpose / Multi-Purpose – Base Edge Buckets	8 Teeth	275-5427
	60"	General Purpose / Multi-Purpose – Bolt-On Edge Buckets	7 Teeth	159-0330
	66"	General Purpose / Multi-Purpose – Bolt-On Edge Buckets	8 Teeth	159-0340
	72"	General Purpose / Multi-Purpose – Bolt-On Edge Buckets	8 Teeth	159-0350
	78"	General Purpose / Multi-Purpose – Bolt-On Edge Buckets	8 Teeth	195-9160
	84"	General Purpose / Multi-Purpose – Bolt-On Edge Buckets	8 Teeth	264-2084
Serrated Cutting Edge	60"	General Purpose / Multi-Purpose – Base Edge Buckets	–	319-9599
	66"	General Purpose / Multi-Purpose – Base Edge Buckets	–	319-9600
	72"	General Purpose / Multi-Purpose – Base Edge Buckets	–	319-9601
	78"	General Purpose / Multi-Purpose – Base Edge Buckets	–	319-9602
	84"	General Purpose / Multi-Purpose – Base Edge Buckets	–	319-9603
Bolt-On Cutting Edge	60"	General Purpose / Multi-Purpose / Dirt / Utility / Grapple Buckets	165mm width, 16mm thickness	135-9394
	60"	General Purpose / Multi-Purpose / Dirt / Utility / Grapple Buckets	203mm width, 16mm thickness	174-7966
	60"	General Purpose / Multi-Purpose / Dirt / Utility / Grapple Buckets	203mm width, 19mm thickness	174-7972
	66"	General Purpose / Multi-Purpose / Dirt / Utility / Grapple Buckets	165mm width, 16mm thickness	135-9395
	66"	General Purpose / Multi-Purpose / Dirt / Utility / Grapple Buckets	203mm width, 16mm thickness	174-7967
	66"	General Purpose / Multi-Purpose / Dirt / Utility / Grapple Buckets	203mm width, 19mm thickness	174-7973
	72"	General Purpose / Multi-Purpose / Dirt / Utility / Grapple Buckets	165mm width, 16mm thickness	135-9396
	72"	General Purpose / Multi-Purpose / Dirt / Utility / Grapple / Light Material Buckets	203mm width, 16mm thickness	174-7968
	72"	General Purpose / Multi-Purpose / Dirt / Utility / Grapple / Light Material Buckets	203mm width, 19mm thickness	174-7974
	78"	General Purpose / Multi-Purpose / Dirt / Light Material / Grapple Buckets	165mm width, 16mm thickness	135-9397
	78"	General Purpose / Multi-Purpose / Dirt / Light Material / Grapple Buckets	203mm width, 16mm thickness	174-7969
	78"	General Purpose / Multi-Purpose / Dirt / Light Material / Grapple Buckets	203mm width, 19mm thickness	174-7975
	84"	General Purpose / Multi-Purpose / Light Material Buckets	165mm width, 16mm thickness	195-5124
	84"	General Purpose / Multi-Purpose / Light Material Buckets	203mm width, 16mm thickness	174-7970
	84"	General Purpose / Multi-Purpose / Light Material Buckets	203mm width, 19mm thickness	174-7976
	54"	Dirt Buckets	152.4mm width, 12.7mm thickness	135-9393
	54"	Dirt Buckets	203mm width, 16mm thickness	174-7965
	54"	Dirt Buckets	203mm width, 19mm thickness	174-7971
96"	Light Material Buckets	–	296-7602	
Unitooth	General Purpose / Multi-Purpose Buckets with Bolt-On Teeth	–	132-4720	

COMMON GROUND ENGAGING TOOLS (CONT.) AUGER BITS & ACCESSORIES

Part Class	Type / Size	Part #
Standard Duty Bits	6"	153-4083
	9"	153-4084
	12"	153-4085
	15"	366-7752
	18"	153-4086
	24"	153-4089
	30"	217-3194
	36"	153-4091
Industrial Duty Bits	6"	372-0260
	9"	372-0261
	12"	372-0262
	16"	372-0263
	18"	372-0264
	24"	372-0265
Teeth	Gage Tooth (Outer)	371-3694
	Flat Tooth (Inner)	371-3690
	HF Gage Tooth (Outer)	371-3695
	Flat Carbide Tooth (Inner)	371-3691
	Chisel Tooth (Inner)	371-3696
	Flat Hard Face Tooth HF (Inner)	371-3692
	Chisel Carbide Tooth (Inner)	371-3697
	Flat HF Tooth (HF Both Sides, Inner)	371-3693
	Chisel HF Tooth (Inner)	371-3698
	Standard Duty Tooth	153-4094
	Hard Face Tooth	174-9566
	Carbide Inserted Tooth	174-9567
	Tree Bit	24"
36"		153-4095
Rock Heads	6" Bolt-On	372-0230
	9" Bolt-On	372-0231
	Drill Head, 12" Standard	372-0232
	15" Bolt-On	372-0233
	Drill Head, 18" Standard	372-0234
	Drill Head, 24" Standard	372-0235
Adapters	Hex to Round	156-6329
	Round to Hex	217-3191
Extensions	12"	156-6328
	24"	217-3192
Telescoping Extensions	3'	372-0256
	6'	372-0257
Accessories	Retention Pin Kit	372-0258
	Pilot Point	153-4093



BATTERIES

Model	Voltage	Part #
Standard Battery*	850CCA	230-6368
Heavy Duty**	1000CCA	115-2422



*Not compatible with XHP models

**Comes standard in XHP models. Not available for 226D, 239D, 232D or 249D

ENGINE PARTS

Machine Model	Notes	Starter Motor	Alternator	Water Pump	Fuel Pump	Turbocharger	Fuel Injector
226D, 239D, 232D, 249D	Tier 4 Final	423-5606	394-3496	439-4992	457-5834	480-4349	457-5836
Reman			20R-4141				
236D, 242D, 257D, 259D, 246D, 277D, 279D, 262D, 287D, 289D	Tier 4 Final	385-5044	397-9953	387-9903	436-1091	436-1920	436-1096
272D, 297D, 299D	Tier 4 Interim	377-6967	377-6966	389-5309	377-6956	389-5352	389-5232
272D XHP, 297D XHP, 299D XHP						389-9185	
272D2, 297D2, 299D2	Tier 4 Final	377-6967	377-6966	389-5309	377-6956	389-5352	389-5232
272D2 XHP, 297D2 XHP, 299D2 XHP						389-9185	



CAB GLASS

Part Description	Part #	Quantity
Rearview Mirror	345-6131	1
Window – Polycarbonate Door (for flying debris)	345-6250	1
Window – Glass Door (general use)	345-6230	1
Window Assembly – Sliding Upper Front Panel (LH)	345-6271	1
Window Assembly – Sliding Upper Front Panel (RH)	345-6274	1
Window Assembly – Sliding Upper Rear Panel (LH)	345-6270	1
Window Assembly – Sliding Upper Rear Panel (RH)	345-6275	1
Window Latch Assembly – (LH) or (RH)	258-3765	2
Window Assembly – Fixed Lower Panel (LH)	345-6273	1
Window Assembly – Fixed Lower Panel (RH)	345-6276	1
Window Pad – For Lower Glass (LH) or (RH)	435-8783	2
Window – Rear	345-6011	1
Window – Top	258-4012	1



LIGHTS

Lamp Type	Part #	Quantity
Dome	210-8754	1
Flood – Front & Rear Working	9W-0607	4
Headlight (Roading)	9W-3324	2
Front Turn Signal (Roading)	226-4561	2
Front Position (Roading)	226-4560	2
Rear Turn Signal (Roading)	9W-3326	2
Stop & Tail (Roading)	084-4348	2
License Plate Holder (Roading)	195-9712	1
Warning Beacon	9X-8118	1



QUICK DISCONNECTS

Get the most out of your Cat D Series Skid Steer, Compact Track, or Multi Terrain Loader with a wide range of hydraulic work tool attachments that can be easily interchanged with Quick Disconnects. **Contact your Cat dealer for a complete list of all available attachments.**

Model	Part #				
	Male 1/2"	Female 1/2"	Male 3/4"	Female 3/4"	Case Drain 3/8"
Standard Flow/ High Flow	373-6967	373-6968	–	–	373-7037
XHP Models	426-4052	426-4051	475-5066	373-6970	373-7037
GSL, SHY, HCL, NCL	347-4432	347-4431	–	–	–



BUILT FOR IT.™

AEXQ1852-00 SSL Parts Guide_Americas North /Europe
March 2016

© 2016 Caterpillar. All Rights Reserved. CAT, CATERPILLAR, BUILT FOR IT, their respective logos, "Caterpillar Yellow," the "Power Edge" trade dress, as well as corporate and product identity used herein, are trademarks of Caterpillar and may not be used without permission.

