

MH3037

Wheel Material Handler



Engine

Engine Model	Cat® C7.1 ACERT™	
Net Power (ISO 14396)	168 kW	225 hp
Net Power (ISO 14396) (Metric)		228 hp (PS)

Weights

Operating Weight (without work tool attachment)	39 500 kg	87,083 lb
Operating Weight (with 4-tine orange peel grapple GSH425)	41 059 kg	90,520 lb

Working Ranges

Long Boom/Long Stick		
Maximum Reach	15.9 m	52'0"
Maximum Height	17.7 m	58'0"
Maximum Depth	4.9 m	16'0"

Introduction

We know that when it comes to material handling equipment, your success depends on high productivity and dependable performance. The new Cat MH3037 Material Handler is designed for harsh environments and severe duty applications of industrial, scrap recycling, and bulk handling operations that call for safe, quality and reliable products. The MH3037 is a purpose-built material handler from the ground up. Everything about this machine is designed to do one thing well – move material.

Contents

Key Features4

Hydraulic System and Power Train.....6

Structure and Frame.....8

Front Structure10

Fuel Efficient Engine11

Integrated Technologies.....12

Operator Station.....14

Serviceability15

Safety and Security16

Complete Customer Care.....18

Sustainability19

Work Tool Attachments.....20

Specifications22

Standard Equipment

 Tier 4 Final.....27

 Stage IV.....29

Standard Attachments

 Tier 4 Final.....28

 Stage IV.....30

Optional Equipment


 Tier 4 Final.....28

 Stage IV.....30

Notes.....31







Key Features

Commitment from the Ground Up



Safety and Comfort

Decrease the risk for slips and falls with the "ground entry and exit" hydraulic cab riser system. This innovative system will lower the cab to ground level for operator entry and exit. This is one of many features the MH3037 brings to improve the safety and comfort of your operations.



Efficiency

Recognizing that fuel efficiency is directly affected by hydraulic performance, the hydraulic system in the MH3037 is carefully designed to provide the work needed without wasting fuel. A high capacity hydraulic cooling system keeps operating temperatures low, resulting in longer component life, higher efficiency and lower repair cost.

Structural Integrity


You expect quality and durability. The MH3037 is purpose-built from the ground up with frame construction that utilizes continuous welds, extensive chamfering, “feathered” weld end points and radiused corners. Critical areas use high grade structural steel, and areas susceptible to side loading have pins oversized by 15%-20%, with threaded retention. To withstand extreme loads encountered in material handling applications, both the boom and the stick are built from single piece continuous top and side plates – no seams or baffles.

User-Friendly Technology

Effective operator and machine communication is critical in any job application to ensure productivity. The MH3037 features Cat Product Link™ in conjunction with a user-friendly operating system that clearly communicates machine conditions in plain language, no need to research code definitions. In addition, the in-cab monitor reports machine conditions, warnings and maintenance checks. The online VisionLink® user interface can help you effectively manage your fleet and lower operating costs. Operators can adjust machine functions, such as joystick control sensitivity through the operating system.

Lower Operating Cost

Low operating cost was one of the top priorities throughout the MH3037's design phase. An innovative hydraulic system keeps operating temperatures low for longer component life, higher efficiency and lower repair cost. The Cat C7.1 ACERT engine is designed for maximum fuel efficiency and increased power density, while meeting U.S. EPA Tier 4 Final/EU Stage IV emission standards. The combination of extending component life, optimizing fuel efficiency and an innovative hydraulic system all work together to provide the lowest possible operating cost.



Hydraulic System and Power Train

Effective Hydraulics and Power Train – Improve Your Machine's Performance



Machine productivity depends on hydraulic performance. The MH3037's hydraulic system is designed to provide power without compromising efficiency, and protect component life to keep your machine running.

Hydraulic Performance

Proper power distribution on the MH3037 allows you to run simultaneous operations without compromising performance or efficiency. A single pump system produces hydraulic power for the implements, work tools, travel and cab riser systems. A dedicated swing pump, closed loop system provides swing priority at all times, providing improved power management and performance.

Electro Hydraulic Controls

Electro hydraulic controls reduce noise and vibration. They are programmable and can be set to memory.

Low Operating Temperatures

Running at lower operating temperatures protects component life. The MH3037's hydraulic system is cooled through its own cooler mounted side-by-side with the engine radiator and air-to-air aftercooler (ATAAC). Mounting these cores side-by-side improves cooling efficiency and allows for easier cleaning of the cores in dirty environments. The variable speed auto-reversing fan assists in keeping the cores operating at peak efficiency and minimizing downtime for cleaning.



Fast Cycle Times

Faster cycle times increase productivity. An efficient load sensing hydraulic system supplies quick lift and implement performance while providing control regardless of boom, stick or travel demands. The dedicated closed-loop swing system ensures that swing speed is not affected by other machine functions.



Proven Power Train

True four wheel drive with limited slip differentials front and rear provide excellent maneuvering performance even on uneven terrain. Power is provided by a variable displacement hydraulic motor, with integrated hydraulic braking through a 2-speed transmission which drives the two axles. Oscillating rear housing with lock-out feature and solid rubber tires provide machine stability and traction when operating free on wheels.



Variable, Convenient Travel

Machine movement is regulated through a two mode shift on the go travel system that includes a creeper mode up to 5.3 km/h (3.3 mph) and a standard mode up to 20 km/h (12.4 mph). Steering and speed are controlled through the joystick controls while forward and reverse direction is controlled through a right foot pedal.



Flow Management

Operating costs are cut with flow management technologies. Flow-sharing compensation delivers flow on-demand for smooth, efficient operations, regardless of load. A load sensing pump generates only the flow and pressure required to meet system demands based on the work being done.

Structure and Frame

Structural Integrity



Your operators face harsh working environments that can affect the durability of your equipment. With this in mind, the MH3037 was built beyond industry standards. Structures were subjected to extensive strain gauge testing and finite element analysis to ensure build quality and durability. Not cutting any corners, structural grade steel is used in critical areas.

Built to last, the MH3037 has continuous welds along with chamfering and feathering techniques. Pins and bushings are oversized to prevent stress failures and lubricated through the automatic lubrication system to enhance component durability.

Frame

The MH3037's frame is divided into an upper and lower portion. The upper frame houses the hydraulic cab riser, counterweight, boom, engine and hydraulic system. The upper frame attaches to the lower frame through the MH3037's rotating axis. The lower tapered frame design is unique in the way the swing bearing is mounted directly to the main structure. Increasing rigidity and strength, while insuring the upper structure is kept clear of the material being handled. It also allows longer stabilizers to be installed for increased stability and even weight distribution.

The hydraulic cab to ground linkage is integrated into the left front corner of the upper frame for rigid support providing the operator with a stable work platform. Less pilot hose routing due to electro hydraulic system minimizes risk for hose rupture. Less maintenance is required with greaseless bearings in the cab to ground linkage.



The MH3037 is meant to be an integral part of your operations for many years to come, built strong with thick plates, radiused corners and detailed welds.



Front Structure

Durability – No Compromises



You know that a material handler works only as good as its front linkage is able to handle the job. The MH3037's boom and stick are purpose built for the loads encountered in bulk material handling applications.

Careful and detailed handling of stresses ensures that the MH3037 has the durability you need for your day-to-day operation. The boom and stick top and side plates are manufactured from single plates of steel to eliminate the need for internal baffles and cross boom weld joints. Feathered welds and strengthened connections compliment the structural integrity of the front linkage.

Automatic lubrication on linkage pins and bushings extend component life, protecting your investment.

Excellent lift performance is delivered with dual boom cylinders and stick cylinders. The 8.84 m (29'0") boom and a choice of two drop nose sticks 5.8 m (19'0") or 7.2 m (23'6") provide a horizontal reach of 14.4 m (47'4") and 15.9 m (52'0") and a large working envelope, minimizing machine travel and decreasing operation costs.



Fuel Efficient Engine

Engineered to Lower Your Operating Costs.



Engine and Emissions

The Cat C7.1 ACERT engine is designed for maximum fuel efficiency and increased power density, while meeting Tier 4 Final/Stage IV emission standards. This engine features innovative Cat electronics, fuel injection process, air-management systems, aftertreatment solution with Selective Catalytic Reduction, and a fuel efficient regeneration system. The engine utilizes a fully passive regeneration system which automatically removes soot from the Diesel Particulate Filter without interrupting your machine's work cycle.

Efficient Systems and Components

Innovative systems intelligently lower the average working engine speeds and reduce the overall system heat loads which result in significantly improved performance and fuel efficiency.

Powerful Engine Cooling System

The MH3037's engine cooling system adjusts to demands of work applications. Rated for a 202 kW (275 hp) engine, the debris resistant cooling system incorporates a hydraulically driven variable speed reversing fan, extending component life. Side by side coolers enable easy cleaning and reduces plugging (straight fin design).

Enhanced Fuel Efficiency with Auto Idle

The fuel saving auto idle feature reduces the engine rpm back to idle after five seconds of inactivity, decreasing fuel consumption. The auto engine shutdown feature defaults to activate and turn off the engine after 5 minutes, providing the machine is in a required safe operating mode condition.

Next Generation Fuel Systems

Advanced injection timing precisely controls the fuel injection process through a series of carefully timed microbursts, providing more control of combustion for the cleanest, most efficient fuel burn. On the MH3037 the high pressure common rail fuel systems boost performance and reduce soot for the C7.1 ACERT engine.

Cat NO_x Reduction System

The Cat NO_x Reduction System (NRS) captures and cools a small quantity of exhaust gas, then routes it back into the combustion chamber where it drives down combustion temperatures and reduces NO_x emissions.

Aftertreatment Technologies

To meet the additional 80% reduction in NO_x emissions required by Tier 4 Final/Stage IV emission standards, one new system, the Selective Catalytic Reduction (SCR), has been added.

Diesel Exhaust Fluid (DEF)

Cat engines equipped with an SCR system inject DEF into the exhaust to reduce NO_x emissions. DEF is a precisely mixed solution of 32.5% high purity chemical grade urea and 67.5% de-ionized water. DEF must meet the requirements outlined in the International Organization for Standardization (ISO) standard 22241-1. ISO 22241-1 requirements are met by many brands of DEF, including those that carry the AdBlue or API certifications.

Integrated Technologies

Monitor, manage, and enhance job site operations.



Cat Connect makes smart use of technology and services to improve your job site efficiency with equipment management, safety, and sustainability capabilities. Using the data from technology-equipped machines, you'll get more information and insight into your equipment and operations than ever before.

Cat Connect technologies offers improvements in these key areas:



Equipment Management – increase uptime and reduce operating costs.



Safety – enhance job site awareness to keep your people and equipment safe.



DETECT Technologies

DETECT technologies help keep people and equipment safe by enhancing operator awareness of the work area around working equipment and by monitoring and reporting unsafe conditions, like avoidance zones.

Rear Vision Camera

The standard rear vision camera greatly enhances visibility behind the machine to help the operator work more productively. Work with greater confidence and at peak potential while keeping people and assets safe.



LINK Technologies

LINK technologies wirelessly connect you to your equipment, giving you valuable insight into how your machine or fleet is performing so you can make timely, fact-based decisions that can boost job site efficiency and productivity.

Product Link/VisionLink

Product Link is deeply integrated into your machine, giving you access to timely information like machine location, hours, fuel usage, idle time and event codes via the online VisionLink user interface can help you effectively manage your fleet and lower operating costs.



Operate the MH3037 with less fatigue and greater comfort. The operator station is ergonomically designed to provide a quiet, safe and comfortable work environment. Highly visible monitors, easily accessible switch consoles and operating controls reduce fatigue for your operator. With large windows and joystick controlled steering the MH3037 cab provides ideal job site visibility.

Operator Station

Less Fatigue and Greater Comfort

Cab Comfort

Comfortable operators make productive operators, which is why the MH3037 is equipped with our Cat cab. The interior of the cab is spacious, and controls are ergonomically located within comfortable reach for the operator. This sturdy operator station features window panes that are attached directly onto the frame eliminating the need for sills that may be visual obstacles and weak stress points. Operators will feel less fatigued after a day of work in the air-ride suspension seat with adjustable arm rests.

Ground Level Access Hydraulic Riser

Avoid unnecessary hassles and potential injuries. Start your day walking into the cab at ground level with our innovative hydraulic cab riser system. The cab riser can reach a height of 5.5 m (18'0") (eye level) in approximately 8 seconds, and come back to the ground in approximately 10 seconds.

Increased Productivity and Enhanced Ergonomics with Electro Hydraulic Joystick Controls

Experience less operator fatigue with smoother, quieter electro hydraulic joystick controls that eliminate vibration. Customizable machine functions allows the machine to be fine tuned to operator preferences.



Serviceability

Efficient Servicing for More Productivity



Primary service points are easily accessible through convenient access doors and platforms on the sides and top of the machine. Components can be easily located with the engine and cooling system's longitudinal layout. Access doors are hinged with supporting gas struts, ensuring that one technician can easily access all maintenance points.

Spacious Compartments

Purposefully designed, the spacious and lighted compartments allow for technicians to maneuver easily while accessing the engine, cooling system, hydraulic components and filters for maintenance and inspection.

Labeled Service Points


The guesswork has been taken out of identifying key hydraulic hoses and electrical wiring with name labels to ease maintenance.

Automatic Lubrication

Machine life is improved and operating costs are lowered by having the machine in charge of timely lubrication intervals. Upper auto-lube sends grease based on duration runtime. The machine is factory set to run grease point lubrication at regular intervals. The lower is manually lubricated from a central grease point located behind the lower control valve on the carbody frame.

Guards, Railings and Anti-Slip Surfaces

Being able to safely service machinery is a primary concern for all owners. Equipped with handrails and anti-slip surfaces, operators and technicians can safely perform inspections and maintenance.





Safety and Security

Your Safety Is Our Priority



Ground Level Access Cab

You are safer from the risk of slips and falls with the MH3037's ground entry and exit cab riser system. In the event of a power loss, a cab riser pressure release valve located in the operator station and at ground level allows for the cab to be lowered, enabling the operator to safely exit the machine.

Ideal for operator familiarization training, cab glass cleaning, allowing safe access and exit for all.

MAINTAIN A CLEAN WORK STATION, SAFELY, CONVENIENTLY

Optional Falling Object Guard System (FOGS)

Falling and flying debris is one of the hazards of the workplace. To protect your operator, the MH3037 can come equipped with the impact-absorbing cab guard that conforms to ISO 10262:1998 safety standards. The Falling Object Guarding System consists of both a top and front guard.



High Operator Visibility

The ability to see your work area is critical to a safe working environment. The cab is purposefully designed to provide high visibility and ensure that the operator can view his work area. The cab includes a rear window that serves as an emergency exit. Joystick steering as standard negates the need for a steering wheel and column, providing a less obstructed view in front of the operator, also allowing for easier ingress and egress. In addition, a cab mounted windshield wiper improves operator visibility in wet weather conditions.



Rearview Camera

Having line of sight to what is happening behind the machine is vital in maintaining a safe work environment, which is why a rearview camera is mounted on the counterweight. The live video transmission is fed through the HD color monitor in the cab.

Stick Limiter for Safer Operations

Maintain safe working distances with the stick limiter, which prevents the work tool from coming into close proximity to the operator station. Function override controls allow for up close work.



Complete Customer Care

Commitment to Your Uptime



Product Support

You can maximize your machine's uptime with the Cat worldwide dealer network. You can also decrease your repair costs by utilizing Cat remanufactured components.

Customer Support Agreements

A Customer Support Agreement (CSA) is an arrangement between you and your Cat dealer that helps you lower your total cost per ton. CSAs are flexible, allowing them to be tailored to your business needs. They can range from simple Preventive Maintenance Kits to elaborate Total Cost Performance Guarantees. Having a CSA with your Cat dealer enables more time for you to do what you do best – run your business.

Machine Selection


What are your job requirements and machine attachments? What production do you need? Your Cat dealer can provide recommendations to help you make the right machine configuration decisions.

Operation

You can boost your profits by improving your operator's techniques. Your Cat dealer has videos, literature and other ideas to help increase productivity. Caterpillar offers certified operator training to help maximize the return on your investment.

Renowned Cat Dealer Support

- Your Cat dealer is ready to help you every step of the way. From new or used machine sales, to rental or rebuild options, your Cat dealer can provide an optimal solution to your business needs.
- Unsurpassed worldwide parts availability, trained technicians and customer support agreements maximize your machine uptime.
- Financing options are offered to meet a variety of customer needs.



Sustainability

Investing in a Better Tomorrow



Low Emissions

The C7.1 ACERT engine meets Tier 4 Final and Stage IV emission standards.

Rebuild

Major structures and components of the MH3037 are designed to be rebuilt, to extend the life of your machinery. The remanufactured and reused parts help to reduce waste, operating cost and impact to the environment.

Efficiency

The combination of an efficiently designed hydraulic system and a market proven efficient engine work together on the MH3037 to provide excellent fuel economy and still deliver the power you need.



Work Tool Attachments

Move More, Make More

Optional 20 kW Cat Generator with Solid State Controller

If your work tool or application needs additional power for operation, the MH3037 can come equipped with an optional 20 kW solid state generator. Experience enhanced sorting ability through the proprietary solid state generator control. The genset is capable of producing enough power to operate a 1.68 m (66") diameter magnet. The optional solid state genset would be housed in the upper frame for ease of maintenance without obstructing other machine components.

With the operator friendly material sorting control enables the machine operator to turn the magnet current on and off at quick intervals without initiating the actual "drop" or "reverse current" cycle of the magnet which completely and quickly cleans the material off of the magnet during normal production handling.

This proprietary generator system is designed, sold and serviced by Caterpillar and Cat dealers worldwide.



Attachment Solutions for Scrap Recycling, Bulk Handling

When productivity, reliability and stability are important, Cat Work Tools are the perfect solution for the MH3037. Choose a Cat attachment for your Cat machine for maximum performance.

Productive and Perfectly Matched

Loading and unloading is foundational to your productivity. Grapples are sized right for the MH3037. They are designed for maximum penetration into the pile. The full power of your machine is utilized to provide fast open/close times and powerful closing force. Full, 360° rotation systems allow precise placement. Together, an MH3037 and Cat grapple allow you to move volumes with minimal time and effort.

Built for Severe Material

Cat grapples are built to take on the material you move. Hydraulic components are protected from damage, yet easily accessed for routine maintenance. Areas that dig and penetrate are made of high quality, wear resistant material to keep them in working condition. Components that pivot and move are engineered to the latest standards for a long life. Cat grapples last for a positive impact to your bottom line.

Orange Peel Grapples

The perfect solution for scrap yards, recycling plants and transfer stations. These grapples are available with 4 or 5 tines, in capacities from 0.75 to 1.15 m³ (1.0 to 1.5 yd³). Several shell choices allow further customization of your grapple to the specific material you work with.



Clamshell Grapples

The perfect solution for loading and transferring large volumes of loose material like grain, coal, sand and gravel. These grapples are configured with several shells for different capacity options to meet your specific requirements.

Contact your local Cat dealer to learn more about the specific grapple choices available in your region.

MH3037 Wheel Material Handler Specifications

Engine

Engine Model	Cat C7.1 ACERT	
Emissions	Tier 4 Final/Stage IV	
Net Power (ISO 14396)	168 kW	225 hp
Net Power (ISO 14396) (Metric)	228 hp (PS)	
Bore	105 mm	4.1"
Stroke	135 mm	5.3"
Displacement	7.0 L	428 in ³
Cylinders	6 in-line	
Maximum Torque @ 1,400 rpm	1.09 kN·m	803.9 lbf-ft

Weights

Operating Weight (without work tool attachment)	39 500 kg	87,083 lb
Operating Weight (with 4-tine orange peel grapple GSH425)	41 059 kg	90,520 lb
Boom	3665 kg	8,080 lb
Stick (long)	2484 kg	5,464 lb
Stick (short)	2253 kg	4,956 lb
Counterweight	6441 kg	14,200 lb

Hydraulic System

Controls	Electro/hydraulic pilot controls	
Tank Capacity	378.5 L	100 gal
System Capacity	606 L	160 gal

Hydraulic System: Maximum Pressure

Implement Circuit	31 716 kPa	4,600 psi
Travel Circuit	33 095 kPa	4,800 psi
Auxiliary Circuit		
Medium Pressure		
Factory Setting	15 168 kPa	2,200 psi
Maximum Allowable Relief Setting	17 237 kPa	2,500 psi
High Pressure		
Factory Setting	33 095 kPa	4,800 psi
Maximum Allowable Relief Setting	33 095 kPa	4,800 psi
Swing Circuit	37 921 kPa	5,500 psi

Hydraulic System: Maximum Flow

Implement Circuit	481 L/min	127 gal/min
Auxiliary Circuit		
High Pressure	208 L/min	55 gal/min
Medium Pressure	76 L/min	20 gal/min
Operating Temperature	54-60° C	130-140° F

Swing Mechanism

Swing Speed	7.6 rpm	
Swing Torque	84 kN·m	62,000 lbf-ft
Swing System	Closed loop hydrostatic system with electro-proportional controls	
Maximum Swing Pump Flow	129 L/min	34 gal/min

Transmission

Maximum Travel Speed	20 km/h	12.4 mph
Creeper Speed	5.3 km/h	3.3 mph
Maximum Gradeability	35% or 19 degrees	

Service Refill Capabilities

Fuel Tank	416 L	110 gal
Diesel Exhaust Fluid Tank	22.71 L	6.0 gal
Cooling System	38 L	10.0 gal
Engine Crankcase with Filter	18 L	4.6 gal
Hydraulic Tank	379 L	100 gal
Hydraulic System (including tank)	606 L	160 gal
Steering Axle	28.5 L	7.53 gal
Rear Axle	37.5 L	9.9 gal

Stabilizers

Ground Penetration	140 mm	5.5"
--------------------	--------	------

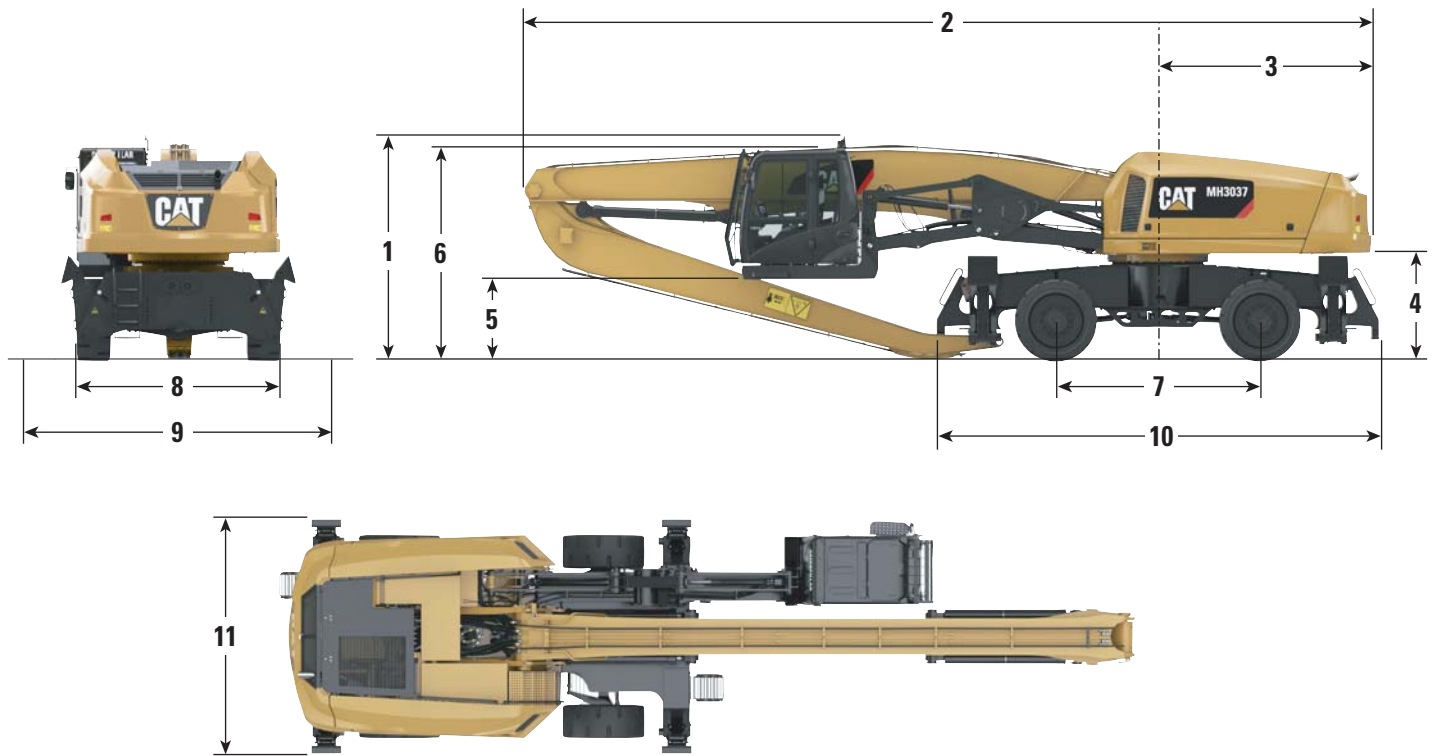
Undercarriage

Ground Clearance at Lowest Point	297 mm	11.7"
Oscillation Axle Angle	±2.5 degrees	
Minimum Turning Radius (inside)	6.4 m	21'0"

MH3037 Wheel Material Handler Specifications

Dimensions

All dimensions are approximate.

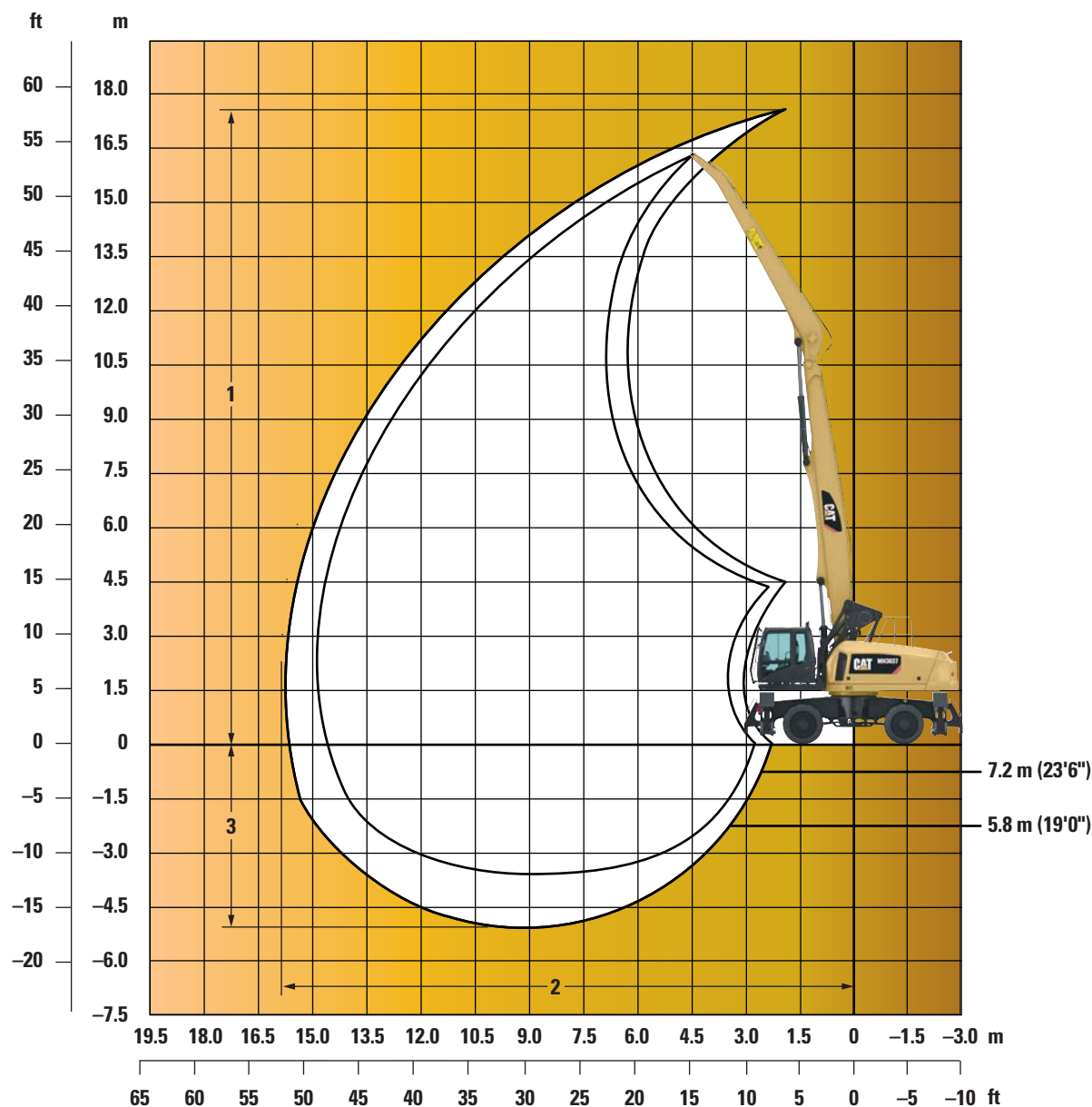


MH3037		
1 Shipping Height	3334 mm	10'11"
2 Shipping Length	12 558 mm	41'2"
3 Tail Swing Radius	3147 mm	10'4"
4 Counterweight Clearance	1578 mm	5'2"
5 Cab Clearance – Lowered to Ground*	242 mm	9.5"
6 Cab Height		
Transportation	3314 mm	10'10"
Raised to Top of FOGS Guard	5883 mm	19'2"
7 Wheel Base	2998 mm	9'10"
8 Undercarriage Width	2995 mm	9'10"
9 Outrigger Width on Ground	5033 mm	16'6"
10 Undercarriage Length	5866 mm	19'3"
11 Shipping Width	2997 mm	10'0"

*Factory set at 242 mm (9.5") – adjustable through the operating system to be lower or higher.

MH3037 Wheel Material Handler Specifications

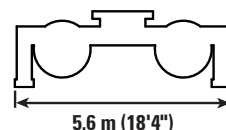
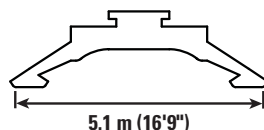
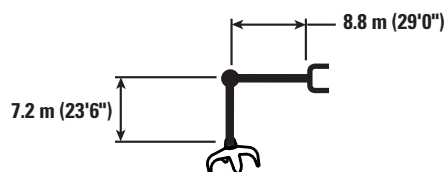
Working Ranges



MH3037				
	Long Front		Short Front	
Boom Length	8.84 m	29'0"	8.84 m	29'0"
Stick Length	7.2 m	23'6"	5.8 m	19'0"
1 Maximum Height	17.7 m	58'0"	16.4 m	53'4"
2 Maximum Reach	15.9 m	52'0"	14.4 m	47'4"
3 Maximum Depth	4.9 m	16'0"	3.6 m	11'9"

MH3037 Wheel Material Handler Specifications

MH3037 Lift Capabilities – Long Front



			3.0 m/ 10.0 ft	4.5 m/ 15.0 ft	6.0 m/ 20.0 ft	7.5 m/ 25.0 ft	9.0 m/ 30.0 ft	10.5 m/ 35.0 ft	12.0 m/ 40.0 ft	13.5 m/ 45.0 ft	15.0 m/ 50.0 ft		m ft/in
16.5 m 55.0 ft	kg lb				*7900 *16,010								
15.0 m 50.0 ft	kg lb					*6810 *15,060	*6190 *11,950						
13.5 m 45.0 ft	kg lb					*6440 *14,170	*5860 *12,880	*5430 *11,980					
12.0 m 40.0 ft	kg lb						*5710 *12,510	*5270 *11,560	*4930 *10,820				
10.5 m 35.0 ft	kg lb						*5700 *12,440	*5230 *11,440	*4850 *10,610	*4450			
9.0 m 30.0 ft	kg lb					*6440 *14,020	*5800 *12,640	*5290 *11,520	*4860 *10,600	*4490 *9,800			
7.5 m 25.0 ft	kg lb					*6770 *14,710	*6000 *13,070	*5410 *11,780	*4920 *10,720	*4510 *9,810	*3940		
6.0 m 20.0 ft	kg lb					*8580 *18,570	*7260 *15,730	*6310 *13,690	*5590 *12,150	*5020 *10,910	*4540 *9,870	*4100 *8,860	*3800 *8,320
4.5 m 15.0 ft	kg lb		*14 030 *29,080	*12 540 *27,010	*9590 *20,730	*7830 *16,960	*6650 *14,420	*5790 *12,570	*5130 *11,140	*4590 *9,950	*4090 *8,820	*3810 *8,370	15.46 50'8"
3.0 m 10.0 ft	kg lb			*14 620 *31,530	*10 590 *22,900	*8390 *18,160	*6970 *15,110	*5980 *12,970	*5230 *11,330	*4610 *9,990	*4050 *8,710	*3660 *8,080	15.73 51'7"
1.5 m 5.0 ft	kg lb			*6990 *16,600	*11 360 *24,580	*8800 *19,060	*7220 *15,630	*6110 *13,240	*5280 *11,430	*4600 *9,930	*3950 *8,470	*3510 *7,760	15.86 52'0"
0.0 m 0.0 ft	kg lb			*5220 *12,220	*11 580 *25,070	*9020 *19,540	*7310 *15,820	*6140 *13,280	*5240 *11,330	*4500 *9,690	*3760 *7,990	*3330 *7,380	15.83 51'11"
-1.5 m -5.0 ft	kg lb			*5380 *12,200	*10 530 *24,380	*8880 *19,200	*7190 *15,560	*6010 *12,990	*5080 *10,960	*4280 *9,170	*3400 *7,060	*3110 *6,860	15.67 51'4"
-3.0 m -10.0 ft	kg lb			*6030 *13,640	*10 110 *22,590	*8380 *18,130	*6880 *14,740	*5690 *12,250	*4740 *10,180	*3870 *8,190			15.35 50'4"
-4.5 m -15.0 ft	kg lb					*7510 *16,190	*6210 *13,360	*5100 *10,920					



ISO 10567

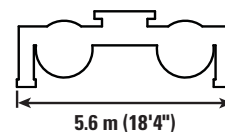
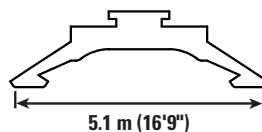
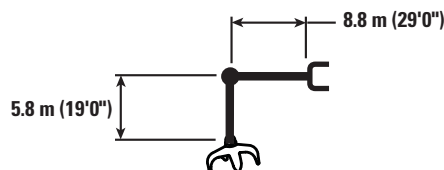


Capacities marked with an asterisk (*) are limited by hydraulic capacity. Lift capacities are in compliance with SAE J2518 "Lift Capacity Calculation Method – Scrap and Material Handlers." Lifting capacities shown do not exceed 75% of minimum tipping loads or 87% of hydraulic capacity. Least stable position is over the side. Lifting capacities shown should not be exceeded. Weight of the grapple, magnet and all lifting accessories must be deducted from the above lifting capacities. Lifting capacities are based on the machine standing on a firm uniform level supporting surface with the stabilizer legs down. User must make allowances for job condition such as soft or uneven ground. Capacities apply only to the machine as originally manufactured and normally equipped by the manufacturer. Total weight of the machine is 37 420 kg (82,500 lb) equipped with a 15.8 m (52'0") boom/stick. Weight does not include the grapple, magnet, or attaching hardware.

Operator should be fully acquainted with the Operators Manual and the Operating Safety Manual furnished by the manufacturer before operating the machine.

MH3037 Wheel Material Handler Specifications

MH3037 Lift Capabilities – Short Front



			3.0 m/ 10.0 ft	4.5 m/ 15.0 ft	6.0 m/ 20.0 ft	7.5 m/ 25.0 ft	9.0 m/ 30.0 ft	10.5 m/ 35.0 ft	12.0 m/ 40.0 ft	13.5 m/ 45.0 ft	15.0 m/ 50.0 ft		m ft/in
15.0 m 50.0 ft	kg lb				*8970								
13.5 m 45.0 ft	kg lb				*8340 *18,340	*7290	*6610						
12.0 m 40.0 ft	kg lb				*7060 *17,660	*15,460	*6360	*5850					
10.5 m 35.0 ft	kg lb				*7050 *15,380	*6310	*5750						
9.0 m 30.0 ft	kg lb				*8370 *18,170	*7230 *15,710	*6400 *13,930	*5770 *12,560	*5260 *11,470				
7.5 m 25.0 ft	kg lb				*8950 *19,370	*7570 *16,420	*6600 *14,330	*5870 *12,750	*5290 *11,500	*4780			
6.0 m 20.0 ft	kg lb		*16 810 *35,210	*12 690 *27,510	*9780 *21,140	*8040 *17,410	*6870 *14,890	*6010 *13,050	*5350 *11,610	*4770 *10,340		*4570 *10,120	14.0 45'10"
4.5 m 15.0 ft	kg lb			*14 660 *31,550	*10 730 *23,180	*8550 *18,510	*7150 *15,500	*6170 *13,370	*5410 *11,730	*4760 *10,300		*4400 *9,740	14.3 46'10"
3.0 m 10.0 ft	kg lb			*5470 *13,620	*11 500 *24,850	*8980 *19,430	*7390 *16,010	*6280 *13,610	*5440 *11,780	*4720 *10,180		*4250 *9,380	14.4 47'3"
1.5 m 5.0 ft	kg lb			*3610 *8,530	*11 770 *25,490	*9180 *19,880	*7500 *16,240	*6310 *13,670	*5400 *11,670	*4600 *9,880		*4060 *8,990	14.4 47'2"
0.0 m 0.0 ft	kg lb			*4130 *9,500	*9700 *22,660	*9060 *19,640	*7410 *16,040	*6200 *13,410	*5240 *11,300	*4350 *9,280		*3850 *8,530	14.2 46'6"
-1.5 m -5.0 ft	kg lb				*9550 *22,000	*8580 *18,600	*7070 *15,290	*5890 *12,710	*4900 *10,520	*3880			
-3.0 m -10.0 ft	kg lb					*7720 *16,700	*6420 *13,860	*5320 *11,430					



ISO 10567



Capacities marked with an asterisk (*) are limited by hydraulic capacity. Lift capacities are in compliance with SAE J2518 "Lift Capacity Calculation Method – Scrap and Material Handlers." Lifting capacities shown do not exceed 75% of minimum tipping loads or 87% of hydraulic capacity. Least stable position is over the side. Lifting capacities shown should not be exceeded. Weight of the grapple, magnet and all lifting accessories must be deducted from the above lifting capacities. Lifting capacities are based on the machine standing on a firm uniform level supporting surface with the stabilizer legs down. User must make allowances for job condition such as soft or uneven ground. Capacities apply only to the machine as originally manufactured and normally equipped by the manufacturer. Total weight of the machine is 37 420 kg (82,500 lb) equipped with a 14.4 m (47'3") boom/stick. Weight does not include the grapple, magnet, or attaching hardware.

Operator should be fully acquainted with the Operators Manual and the Operating Safety Manual furnished by the manufacturer before operating the machine.

Standard Equipment – Tier 4 Final

Standard equipment may vary. Consult your Cat dealer for details.

ELECTRICAL

- 24V, 95 amp alternator
- Battery disconnect switch (ground level access)
- Cab to ground movement alarm
- Cat data link with capability to use Electronic Technician
- Circuit breakers
- Engine emergency shutdown switch (ground level access)
- Halogen lights, cab
- Halogen lights, stick
- Jumpstart receptacle (ground level access)
- Lock out tag out disconnect
- Rear vision camera
- Signaling/warning horn
- Travel alarm (both forward and reverse) – ability to disable
- Two 12V, 1,000 CCA batteries

HYDRAULICS

- Auto lube for upper
- Automatic swing brake
- Boom and stick and stabilizer load lock valve
- Cab emergency lowering valve (in-cab and ground level) ball valve
- Cat Advanced HYDO™ 10 hydraulic oil
- Centralized manual lube for lower
- Cooling arrangement – auto reversing
- Dedicated hydraulic swing pump
- Electro hydraulic controls
- Greaseless bearings for cab riser
- Hydraulic swivel with electric slip ring
- Individual stabilizer controls
- Single main implement hydraulic pump

OPERATOR ENVIRONMENT

- AM/FM radio with USB/Bluetooth/J1939
- Bi-level air-conditioner, heater and defroster
- Camera display for rearview camera (capable of two camera installation)
- Engine start switch
- Ground access hydraulic cab riser system
- Heated air suspension seat with headrest, three point operator restraint with retractable 76 mm (3") seat belt
- Hydraulic lock out and control lever
- Machine control display monitor
- Positive filtered ventilation
- Rear window – removable from outside or inside of cab and serves as an alternate exit
- Right and left machine function keypads
- Skylight with sunshade
- Travel control pedal

POWER TRAIN

- 168 kW (225 hp) at 1,850 rpm Cat C7.1 ACERT diesel engine meets Tier 4 Final emission standards
- 2300 m (7,546 ft) altitude capability with no de-rate
- Accommodates up to B20 biofuel
- Auto engine idling mode
- Auto engine shutdown mode
- Cat emissions module with diesel exhaust fluid system
- Ether intake manifold port
- Fuel filter with fuel water separator with water level sensor
- Two speed travel
- Two stage engine air cleaner with built-in high efficiency cyclone precleaner, primary and safety elements with dust indicator
- Side-by-side cooling system with radiator, charge air cooler and hydraulic oil cooler in single plane
- Variable speed hydraulic fan drive

UNDERCARRIAGE

- Four simultaneously controlled stabilizer legs and four independent stabilizer legs raise/lower switches
- Lockable oscillating rear axle

OTHER STANDARD EQUIPMENT

- 15.9 m (52 ft) front boom and stick
- Cab positioning system (cab to lower position display)
- Cat Product Link (PLE641)
- Cab work tool avoidance
- Rearview camera
- Hydraulic warm up valve
- Hydraulic tank and fuel tank caps – lock ready
- S·O·SSM quick sampling valves for engine oil, coolant and hydraulic oil
- Tires, solid rubber
- Upper ladder and handrails for access/egress to platform

MH3037 Optional Equipment

Standard Attachments – Tier 4 Final

Standard attachments may vary. Consult your Cat dealer for details.

- 15.85 m (52 ft) front boom and stick
- 14.3 m (47 ft) front boom and stick

Optional Equipment – Tier 4 Final

Optional equipment may vary. Consult your Cat dealer for details.

- 120V hydraulic tank heater
- Cab guarding, front
- Lights, LED stick
- 20 kW generator
- Cab guarding, front and top
- Transmission guard
- Biodegradable hydraulic oil
- Lights, LED cab

Field Installed Optional Equipment – Tier 4 Final

Optional equipment may vary. Consult your Cat dealer for details.

- 20 kW generator kit
- Ballistic glass
- Auxiliary keypad
- Reflective film – cab

Standard Equipment – Stage IV

Standard equipment may vary. Consult your Cat dealer for details.

ELECTRICAL

- 24V, 95 amp alternator
- Battery disconnect switch (ground level access)
- Cab to ground movement alarm
- Cat data link with capability to use Electronic Technician
- Circuit breakers
- Engine emergency shutdown switch (ground level access)
- Halogen lights, cab
- Halogen lights, stick
- Lock out tag out disconnect
- Signaling/warning horn – EU compliant
- Travel alarm (both forward and reverse) – ability to disable – EU compliant
- Two 12V, 1,000 CCA batteries

HYDRAULICS

- Auto lube for upper
- Automatic swing brake
- Boom and stick and stabilizer load lock valve
- Cab emergency lowering valve (in-cab and ground level) ball valve
- Cat Advanced HYDO 10 hydraulic oil
- Centralized manual lube for lower
- Cooling arrangement – auto reversing
- Dedicated hydraulic swing pump
- Electro hydraulic controls
- Greaseless bearings for cab riser
- Hydraulic swivel with electric slip ring
- Single main implement hydraulic pump

OPERATOR ENVIRONMENT

- AM/FM radio with USB/Bluetooth/J1939
- Bi-level air-conditioner, heater and defroster
- Camera display for rearview camera (capable of two camera installation)
- Engine start switch
- Ground access hydraulic cab riser system
- Heated air suspension seat with headrest, three point operator restraint with retractable 76 mm (3") seat belt
- Hydraulic lock out and control lever
- Machine control display monitor
- Meets EU sound level regulations
- Positive filtered ventilation
- Rear window – removable from outside or inside of cab and serves as an alternate exit
- Right and left machine function keypads
- Skylight with sunshade
- Travel control pedal

POWER TRAIN

- 168 kW (225 hp) at 1,850 rpm Cat C7.1 ACERT diesel engine meets Stage IV emission standards
- 2300 m (7,546 ft) altitude capability with no de-rate
- Accommodates up to B20 biofuel
- Auto engine idling mode
- Auto engine shutdown mode
- Cat emissions module with diesel exhaust fluid system
- Ether intake manifold port
- Fuel filter with fuel water separator with water level sensor
- Side-by-side cooling system with radiator, charge air cooler and hydraulic oil cooler in single plane
- Two speed travel
- Two stage engine air cleaner with built-in high efficiency cyclone precleaner, primary and safety elements with dust indicator
- Variable speed hydraulic fan drive

UNDERCARRIAGE

- Four simultaneously controlled stabilizer legs and four independent stabilizer legs raise/lower switches
- Lockable oscillating rear axle

OTHER STANDARD EQUIPMENT

- 15.9 m (52 ft) front boom and stick
- Cab positioning system (cab to lower position display)
- Cat Product Link (PLE641)
- Hydraulic tank and fuel tank caps – lock ready
- Hydraulic warm up valve
- Rearview camera
- S-O-S quick sampling valves for engine oil, coolant and hydraulic oil
- Tires, solid rubber
- Upper ladder and handrails for access/egress to platform

MH3037 Optional Equipment

Standard Attachments – Stage IV

Standard attachments may vary. Consult your Cat dealer for details.

- | | | |
|--|---------------------------|---|
| • 15.85 m (52 ft) front boom and stick | • Cab work tool avoidance | • Heated and ventilated suspension seat |
| • 14.3 m (47 ft) front boom and stick | • Heated suspension seat | • Reversing cooling fan |

Optional Equipment – Stage IV

Optional equipment may vary. Consult your Cat dealer for details.

- | | | |
|-----------------------|---------------------------------|----------------------|
| • 20 kW generator | • Cab guarding, front and top | • LED lights, cab |
| • Biodegradable oil | • Individual outrigger controls | • Transmission guard |
| • Cab guarding, front | • LED lights, stick | |

Field Installed Optional Equipment – Stage IV

Optional equipment may vary. Consult your Cat dealer for details.

- | | |
|------------------------------|-------------------------|
| • Ether start aid attachment | • Reflective film – cab |
|------------------------------|-------------------------|

For more complete information on Cat products, dealer services, and industry solutions, visit us on the web at www.cat.com

© 2016 Caterpillar
All rights reserved

Materials and specifications are subject to change without notice. Featured machines in photos may include additional equipment. See your Cat dealer for available options.

CAT, CATERPILLAR, SAFETY.CAT.COM, their respective logos, "Caterpillar Yellow" and the "Power Edge" trade dress, as well as corporate and product identity used herein, are trademarks of Caterpillar and may not be used without permission.

VisionLink is a trademark of Trimble Navigation Limited, registered in the United States and in other countries.

AEHQ7401-01 (03-2016)
Replaces AEHQ7401

