


## EMD Certified Rebuilt Traction Motors

Power, Performance, and Innovation are the driving factors that have made Electro-Motive Diesel the premier provider of locomotive technology for 90 years. This legacy includes unsurpassed experience in traction motor design and manufacturing. EMD rebuilt traction motors uniquely benefit from the latest OEM upgrades and improvements featuring the quality and reliability necessary to maximize traction motor operating efficiency. Operating failures are significantly reduced, decreasing maintenance time and increasing locomotive availability.



### Built to OEM Specifications

- PE and CE bearings and flash rings extend traction motor life.
- High strength banding maximizes coil retention.
- Vented coil supports provide superior cooling performance (standard on D90/D100 traction motors, optional for other DC models).
- Improved, proprietary insulating materials increase ground protection safety margins.
- Arc-resistant band resists tracking.
- Redesigned, potted stator coils ensure stability and commutation.

### Unmatched Rebuild Services

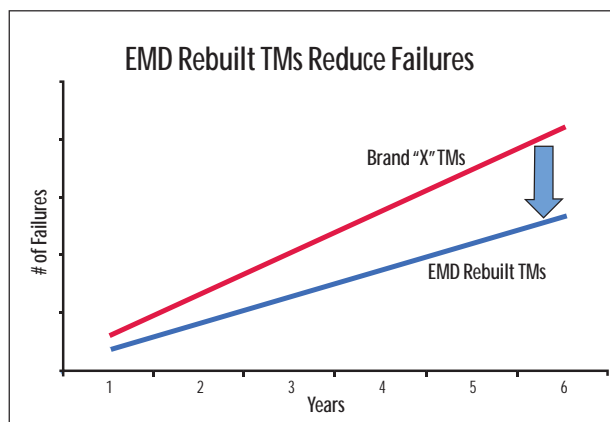
- Custom conversion packages developed to minimize maintenance.
- Supply agreements to fit your business needs.
- Rebuild work scopes can be tailored to your specific requirements.
- Technical advice on maintenance and operation to minimize service interruptions and operating expense.

#### MINIMIZE

- Arc tracking
- Flashovers
- Coil grounds
- Infant mortality
- Life cycle costs

#### MAXIMIZE

- Ground protection
- Reliability
- Commutation
- Maintainability
- Insulation life
- Coil retention
- Commutator stability
- Cooling
- Motor efficiency
- Adhesion
- Tractive Effort



## AC Motor

### Key Features

Improved  
Insulation





Non-drive end  
roller bearing

Drive end caged  
roller bearing

## DC Motor

### Key Features

Potted coils with  
improved insulation



High strength  
banding

Vented coil  
supports

Arc-resistant  
band

**Logistics** have been streamlined for the most efficient turnaround time. Returns can be sent to a variety of locations, coordinated with your other EMD core returns, or sent directly to our new remanufacturing facility.

**Service** can include establishing pools of material staged in the locations you need to meet the demands of your operations. Requirements for combos and WAGs can also be included. Programs are developed to manage individual fleet requirements.

**Quality** is backed by decades of experience and product service around the world in various environments, duty-cycles, and operations. EMD rebuilt traction motors deliver durability, power, and performance that is second to none.

**Features** that raise the bar on reliability, innovation, and cost-effectiveness. Maximizing your return on investment. Proprietary enhancements are integrated directly into our rebuild products, taking advantage of the latest OEM engineering advancements developed for new locomotives.