

444F2

Backhoe Loader



Cat® C4.4 ACERT™ Engine

Gross Power ISO 14396

Standard

74.5 kW

Optional

82 kW

Net Power ISO 9249

70 kW

77.6 kW

Weights

Operating Weight

9606 kg

Backhoe Digging Depth

Digging Depth, SAE Maximum

Standard Stick

4331 mm

E-Stick Retracted – 4.26 m

4335 mm

E-Stick Extended – 4.26 m

5312 mm

E-Stick Retracted – 4.87 m

4686 mm

E-Stick Extended – 4.87 m

5707 mm

444F2 Features

ECO Mode

A new feature for the F2 Series machines, integrated into the heart of the machine it is able to adjust key functions to save fuel and allow the machine to deliver high powered performance.

Product Link™

A feature that really allows you to get the most from your Cat Backhoe Loader; set a virtual boundary, compare idle and working times, and view accurate fuel usage. These with many other features provided through the Product Link option will really help you get the highest possible productivity from your machine and stay in control.

Cab and Controls

The introduction of the new cab to the Cat Backhoe Loader provides a comfortable and easy to use operator environment. With the ability to customize your experience, the all new cab allows the operator to perform in greater comfort and enjoy the latest technologies available on today's generation of backhoe loaders.

Powerful Hydraulics

The F2 Series machines really make an impact. High pump flow in a superior hydraulic system allow the operator excellent hydraulic performance at their fingertips.

Electro-Deposition Coating

At Caterpillar we believe in built in quality. The 444F2 has been treated with an electro deposited (E-Coat) primer which completely seals the metallic components of the machines structure.

Contents

Operator Station.....4

Power Train.....6

Hydraulics8

Parallel Lift Loader.....9

Backhoe.....10

Work Tools.....11

Serviceability12

Customer Support.....13

Specifications.....14

Standard and Optional Equipment18






Caterpillar has a well proven history in the construction equipment industry and has been producing the highest quality machines for 90 years, making progress possible and driving positive and sustainable change on every continent. For 30 years Caterpillar has produced the British built backhoe loader. From the A Series to this new F2 Series we have produced machines that are designed with the operator in mind, providing reliability, power and a quality operator environment. We have combined 30 years of passion, expertise and experience to create the latest Backhoe Loader offering from Caterpillar, the F2.

Operator Station

Seen, Not Heard



The Class Leading Operator Environment Just Got Better

- 74 d(B)A internal sound level across the range no matter the engine option.
- Heated seat to keep the operator warm no matter what the conditions are.
- Fantastic layout of switches and controls provide an ergonomic and comfortable operating environment all day long.
- Cat backhoe control pods provide infinite adjustment on a 4 way axis allowing the operator to position the controls in the most comfortable position for them.
- An all new information display cluster will allow the operator to access information about the machines health and the new trip computer will provide performance information.
- A redesigned roof cap provides the operator with superior visibility to the loader at maximum dump height, from the comfort of the seat.
- The A-post mounted exhaust allows great forward visibility. The exhaust has also been angled backwards, parallel to the A-Post, to minimize any impact on visibility.
- Secure your investment with the Cat Backhoe Loader security system designed specifically for the Cat backhoe loader, this device will keep your investment secure, while providing easy access for up to 25 specified people.
- The loader control now gives you more power at your fingertips. Differential lock, forward, neutral and reverse switch, kickout and auxiliary control.



The 444F2 is fitted with Pilot controls providing low effort operation, with the ability to switch between ISO (Excavator) or SAE (Backhoe) control patterns with the press of a button. Providing easy and safe operation for operators of any experience or ability.

The Proven C4.4 ACERT Engine Delivers Reliable Power on Demand

- A choice of 74.5 kW or 82 kW.
- Outstanding fuel economy, contributes to low owning and operating costs.
- A robust aftertreatment solution to reduce emissions without compromising performance.
- To meet EU Stage IV emission standards the Cat Backhoe Loader utilizes the latest emissions technology available, including Diesel Exhaust Fluid.

ECO Mode

The F2 Series of Cat Backhoe Loaders have an all new Advanced Power Management System (APMS)

- The APMS allows the operator to set the machine to ECO mode providing excellent fuel savings.
- Providing the perfect balance between power and economy, the APMS enables fuel saving with no impact on productivity.

Axles and Differential Lock

The F2 Series of Cat Backhoe Loaders boast Heavy Duty Cat Axles

- Providing high durability, low noise levels and superb traction on uneven surfaces.
- Three chamber system provide constant lubrication of the heavy duty running gear and bearings on all gradients.
- 100% locking differential is fitted as standard on the Cat Backhoe Loader ensuring maximum traction in all conditions.
- The 444F2 is an equal sized tire machine which delivers many additional benefits: Flotation and low ground pressure, increased loader performance and all wheel steer.

Power Shift Transmission

This six speed transmission will perfectly match itself to the application, carefully selecting the appropriate gear whether you're driving between job sites or using the loader function. Now the gear box has been tweaked, smoothing gear shifts and extending the top gear providing a more efficient and comfortable driving experience.



Torque Lock-Up

The lock-up torque converter provides a direct ratio between power pack and driveline when in the roading gears. This results in a 16% decrease in fuel consumption and an 11% increased average speed. The lock-up torque converter is an invaluable addition for those traveling between job sites.



Power Train

Powerful, Proven and Efficient





Hydraulics

Unmatched Performance

Powerful Load Sensing Hydraulic System

Intelligent hydraulics provide the right amount of power at the right time. Load sensing, closed center hydraulic system, actively matches hydraulic power and flow, allowing full hydraulic forces at any engine speed.

- Flow-sharing valves actively manage the flow of oil between each function of the machine. When the operator demands multiple operations the machine responds, providing smooth, effortless operation.
- Electronic Torque Limiter on the machine helps to provide perfect synchronization between the engine, transmission and hydraulic system.
- Cat Backhoe Loaders have always provided a superior solution and this machine is no different. A high capacity variable displacement piston pump allows for perfect matching of power and operator demand, providing power when it is needed as well as great fuel economy.
- The operator has the ability to adjust the flow to the auxiliary lines. This means the machine can be tailored to the operators preference or to perfectly match machine and work tool.





Parallel Lift Loader


Reaching New Heights



Loader Performance

The proven design of the F2 loader provides ultimate performance. This machine makes light work of lifting and loading.

- Parallel lift loader arms offer excellent forward visibility and self leveling, ensuring excellent material retention throughout the lift and lower cycles.
- Ride Control option offers loader suspension to improve ride comfort when moving around the job site or transporting the machine on the road. There is also the added benefit of increased material retention providing an invaluable boost in productivity.
- The Return to Dig system returns the bucket to level, great for applications with repetitive work cycles.
- An optional hydraulic Quick Coupler provides safe and simple exchange of work tools. The quick coupler also allows access to a wider range of Cat Work Tools.



Backhoe

Built for the Task

Excavator Style Backhoe

Whether close-up truck loading or digging over obstacles, the iconic excavator style boom tackles the toughest jobs with ease. Combine this versatility with powerful breakout forces, controllability, a flow-sharing hydraulic system and the 444F2 is capable of high levels of productivity with minimum effort. The boom is a narrow design that ensures maximum visibility to the work tool and ground with the addition of a 4.3 m or 4.9 m stick option.

Extendible Stick

The 444F2 is available with an extendible stick that increases dig depth and reach capability increasing the machines versatility and utilization, reducing the amount of machine repositioning and therefore reducing site damage. A sliding inner section design helps to ensure the wear pads remain as dirt free as possible, extending adjustment and replacement intervals. Auxiliary lines, for operating hydraulic work tools, have been routed so that they are protected from damage when working in the narrowest of trenches.

Side Shift Frame

The F2 Series Side Shift Frame has exterior locking clamps, with no disassembly needed when servicing. The frame is a solid design with E-Coat protection, this prevents material build up in the frame and reduces the risk of rust, increasing the life of the frame.

Cat Cushion Swing

The 444F2 is equipped with Cat Cushion Swing, which enables very fast trenching by damping the boom oscillation during trenching cycles.

Powered Side Shift (optional)

Provides a hydraulic service to allow the operator to easily position the backhoe across the full width of the Side Shift Frame. Ideal for use in areas with minimal space and utility applications such as gas, electrical, and telecoms.





Work Tools

A Solution for Every Job

Loader

Loader Buckets

General Purpose loader buckets are available as well as the hydraulically operated Multi Purpose bucket. These come in a range of sizes from 0.96 m³ to 1.3 m³.

Other Available Tools Include:

- Brooms
- Material Handling Arms
- Truss Booms
- Forks
- Blades

Backhoe

Excavating Buckets

Cat Work Tools provide a range of buckets in various sizes. It is easy to find the correct bucket for the environment with a range including:

- Standard Duty
- Heavy Duty
- High Capacity
- Rock
- Ditching

Other Available Backhoe Tools Include:

- Cold Planers
- Hammers
- Augers
- Vibratory Compaction Plates

Backhoe Quick Coupler

Manual or Hydraulic backhoe couplers make rear tool exchange quick, easy and safe. New Cat dual lock couplers have a self adjusting wedge design to ensure a tight fit. They also feature a safety lock which automatically engages.





Serviceability

Less Time Servicing, More Time Working

Daily Service Points

Caterpillar understands that the easier a task is the more likely it is to be done. We have ensured that servicing the Cat Backhoe Loader is as simple as it can be. All daily check points are grouped together and are easy to access. Sealed for life axles and driveshafts remove the need for operators to grease the time consuming and awkward areas below the machine.

Hinged Cooling Pack

The hood opens to reveal the engine and a unique to Cat hinged cooling pack. The air conditioning pack lifts up and the radiator tilts forward with no tooling required, giving easy access for debris removal whether you are in the workshop or on a job site, keeping cooling performance to an optimum.

Wear Pad Adjustments

The Extendible Stick (E-Stick) is designed to be self lubricating, to minimize the need for operator interaction. The stabilizers and E-Stick all have easily adjustable wear pads that require no disassembly. When wear pad adjustments are necessary, the adjustment bolts are easy to access, taking minutes to complete the adjustment.

Cat Filters

All Cat filters are vertically mounted for spill free servicing and reduced oil contamination. These low micron filters remove microscopic particles from the oil, keeping the engine, transmission and hydraulic system running smoothly for years.



Customer Support Agreements

Your Cat dealer can offer a comprehensive range of CSA's which can be individually tailored to suit your finances and requirements. Dealers can offer a range of options from a full preventative maintenance with S.O.SSM package to a parts only CSA. Protect your valuable investment and know exactly what your monthly payments will be to help you run your business.

Finance

Have you explored the range of options available from your dealer to finance your machine? They can offer a selection of attractive packages tailored to suit your every requirement.

Machine Selection

Your dealer can help you with your machine purchase decision, based on your requirements and help keep operating costs to a minimum. Is the machine you have in mind exactly the best for your job, or could there be a more suitable solution?

Training and Support

Speak to your dealer about additional support. They can advise you on operating techniques for your machines which will minimize wear and tear, maximize productivity, lower owning and operating costs and help you make the most of the fantastic features offered on the Cat Backhoe Loaders.

444F2 Backhoe Loader Specifications

Engine

	EU Stage IV Standard Offering	EU Stage IV Optional Offering
Model	C4.4 ACERT Electronic Turbo Intercooled	C4.4 ACERT Electronic Turbo Intercooled
Rated Power (standard) @ 2,200 rpm		
Gross Power ISO 14396	74.5 kW/ 101 hp	82 kW/ 112 hp
Net Power Rating at 2,200 rpm		
ISO 9249	70 kW/ 95 hp	77.6 kW/ 106 hp
EEC 80/1269	70 kW/ 95 hp	77.6 kW/ 106 hp
Torque Rise (net) at 1,400 rpm	46%	32%
Maximum Torque (at 1,400 rpm)	438 N·m	438 N·m
Bore	105 mm	105 mm
Stroke	127 mm	127 mm
Displacement	4.4 L	4.4 L

- Net power advertised is the power available at the flywheel when the engine is equipped with fan, air cleaner, muffler and alternator.
- No derating required up to 2286 m altitude. Auto derate protects hydraulic and transmission systems.
- Meets EU Stage IV emission standards.

Transmission

Travel speeds of Two Wheel Drive backhoe loader at full throttle, when equipped with 440/80R28 rear tires and HRC 74.5 kW engine.

	Auto-Shift	Auto-Shift* (Lock-Up)
Forward		
1st	6 km/h	6 km/h
2nd	10 km/h	10 km/h
3rd	12 km/h	12 km/h
4th	20 km/h	20 km/h
5th	27 km/h	25 km/h
6th	40 km/h	40 km/h
Reverse		
1st	6 km/h	6 km/h
2nd	13 km/h	13 km/h
3rd	27 km/h	27 km/h

*Auto-shift (lock-up) is an optional extra.

Service Refill Capacities

Cooling System	22 L
Fuel Tank	160 L
Engine with Oil Filter	8.8 L
Diesel Exhaust Fluid	19 L
Transmission (Auto-Shift)	
AWD	19 L
Rear Axle	
Center Housing	16 L
Planetaries	1.7 L
Front Axle (AWD)	
Center Housing	14 L
Planetaries	1.7 L
Hydraulic System	95 L
Hydraulic Tank	40 L

Hydraulic System

Type	Closed Center
Pump Type	Variable-flow, Axial Piston
Maximum Pump Capacity	163 L/min
System Pressure	
Backhoe	250 Bar
Loader	250 Bar

Noise Level

Inside Cab	74 dB(A)
Outside Cab	100 dB(A)

444F2 Backhoe Loader Specifications

Weights*

Operating Weight	9606 kg
Operating Weight (Maximum) (ROPS Capacity)	11 500 kg
Ride Control	11 kg
Air Conditioning	34 kg
MP Bucket (1.15 m³)	
with fold-over forks	927 kg
without fold-over forks	767 kg
Loader, IT with QC	365 kg
4.3 m Stick (excludes ft. counterweight)	199 kg
4.9 m Stick (excludes ft. counterweight)	354 kg
Counterweight	
Base	115 kg

	Pin On	Quick Coupler
Minimum Counterweight Recommendations – Standard Stick		
Loader Bucket		
GP	0 kg	115 kg
MP	0 kg	115 kg
Minimum Counterweight Recommendations – Extendible Stick		
Loader Bucket		
GP	0 kg	115 kg
MP	0 kg	115 kg

*Machine Configuration – 74.5 kW engine, standard stick hoe, standard cab with A/C, AWD autoshift transmission, 1.3 m³ MP loader bucket, 24" standard duty hoe bucket, 440/80R28 tires, no counterweight, 80 kg operator, full fuel tank.

Axles

All Wheel Drive (AWD)

Features

- Heavy-duty rear axle with self adjusting inboard brakes, differential lock and final drives.
- AWD is engaged by front console panel switch or by brake pedal during all-wheel-braking operation. AWD can be engaged on the move, under load, in any gear, forward or reverse. AWD has outer final drives for easy maintenance.
- AWD front axle is pendulum mounted and permanently sealed and lubricated, requiring no daily maintenance. Also features double-acting steering cylinder with 52° steering angle for increased maneuverability.

Axle Ratings

Front Axle, AWD	
Static	22 964 kg
Dynamic	9186 kg
Rear Axle	
Static	22 964 kg
Dynamic	9186 kg

Steering

Type	Front Wheel
Power Steering	Hydrostatic
AWD Cylinder, one (1) double-acting	
Bore	65 mm
Stroke	120 mm
Rod Diameter	65 mm

Turning Circle

AWD (inner wheel not braked)	
Outside Front Wheels	9.8 m
Outside Widest Loader Bucket	12.59 m

Brakes

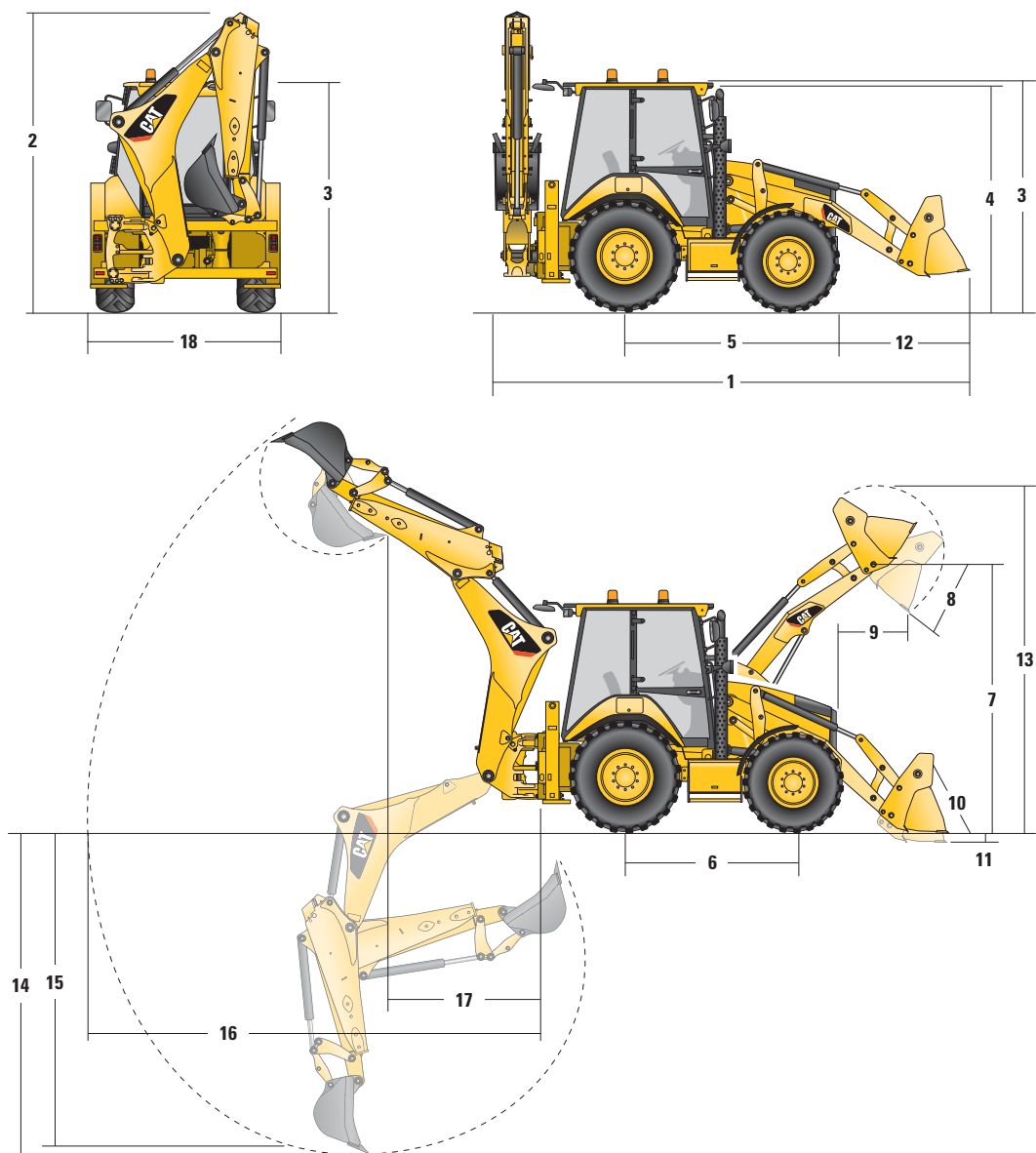
Fully enclosed boosted, hydraulic, multiple discs.

Features

- Inboard oil-immersed, hydraulically actuated multiple Kevlar discs on final drive input shaft.
- Completely enclosed and sealed.
- Self-adjusting.
- Dual foot-operated boosted brake pedals can be interlocked for roading.
- Parking/secondary brakes are independent of the service brake system. Parking brake is mechanically applied through a hand lever located in the right side console.
- Meets ISO 3450:1996 requirements.

444F2 Backhoe Loader Specifications

Machine Dimensions



	GP – 1.3 m ³	MP – 1.3 m ³	MP with forks – 1.3 m ³	MP/QC – 1.3 m ³
1 Overall Length in Roading Position	5743 mm	5743 mm	5740 mm	5902 mm
Overall Transportation Length	5751 mm	5751 mm	5751 mm	6010 mm
2 Overall Transport Height – 4.3 m stick	3829 mm	3829 mm	3829 mm	3829 mm
Overall Transport Height – 4.9 m stick	4018 mm	4018 mm	4018 mm	4018 mm
Overall Width	2352 mm	2352 mm	2352 mm	2352 mm
3 Height to Top of Cab/Canopy	2897 mm	2897 mm	2897 mm	2897 mm
4 Height to Top of Exhaust Stack	2754 mm	2754 mm	2754 mm	2754 mm
5 Rear Axle Centerline to Front Grill	2795 mm	2795 mm	2795 mm	2795 mm
6 Wheelbase AWD	2235 mm	2235 mm	2235 mm	2235 mm

Dimensions and performance specifications shown are for machines equipped with 440/80R28 tires, standard cab, standard stick with 24 inch standard duty bucket, and 1.3 m³ MP loader bucket and standard equipment unless otherwise specified.

444F2 Backhoe Loader Specifications

Loader Bucket Dimensions and Performance

	GP – 1.3 m ³	MP – 1.3 m ³	MP with forks – 1.3 m ³	MP/QC – 1.3 m ³
Capacity	1.30 m ³	1.30 m ³	1.30 m ³	1.30 m ³
Width	2434 mm	2434 mm	2434 mm	2434 mm
Lift Capacity at Maximum Height	4661 kg	4329 kg	4150 kg	4142 kg
Lift Breakout Force	61.5 kN	58.8 kN	56.8 kN	55 kN
Tilt Breakout Force	63.1 kN	63.4 kN	62.0 kN	52.3 kN
Tipping Load at Breakout Point	7025 kg	6838 kg	6656 kg	5870 kg
7 Maximum Hinge Pin Height	3567 mm	3567 mm	3567 mm	3442 mm
8 Dump Angle at Full Height	45°	45°	45°	45°
Dump Height at Maximum Angle	2794 mm	2809 mm	2809 mm	2585 mm
9 Dump Reach at Maximum Angle	923 mm	908 mm	908 mm	1008 mm
10 Maximum Bucket Rollback at Ground Level	43°	43°	43°	46°
11 Digging Depth	105 mm	105 mm	105 mm	229 mm
Maximum Grading Angle	111°	111°	111°	104°
12 Grill to Bucket Cutting Edge, Carry Position	1480 mm	1464 mm	1466 mm	1584 mm
13 Maximum Operating Height	4435 mm	4512 mm	4390 mm	4512 mm
Bucket Weight (Excluding Teeth or Forks)	460 kg	752 kg	927 kg	989 kg

Backhoe Dimensions and Performance

	Standard Stick – 4.3 m	E-stick Retracted – 4.3 m	E-stick Extended – 4.3 m	E-stick Retracted – 4.9 m	E-stick Extended – 4.9 m
14 Digging Depth, SAE Maximum	4331 mm	4335 mm	5312 mm	4686 mm	5707 mm
Digging Depth, Manufacturer's Maximum	4738 mm	4743 mm	5660 mm	5168 mm	6129 mm
15 Digging Depth, 2400 mm Flat Bottom	3956 mm	3960 mm	5022 mm	4341 mm	5416 mm
Digging Depth, 600 mm Flat Bottom	4288 mm	4291 mm	5278 mm	4654 mm	5671 mm
Digging Depth, 600 mm Flat Bottom, Manufacturer's	4718 mm	4723 mm	5660 mm	5133 mm	6115 mm
Reach from Rear Axle Centerline at Ground Line	6742 mm	6748 mm	7673 mm	7219 mm	8171 mm
16 Reach from Swing Pivot at Ground Line	5652 mm	5658 mm	6583 mm	6129 mm	7081 mm
Maximum Operating Height	5596 mm	5595 mm	6163 mm	6172 mm	6869 mm
Loading Height	3927 mm	3938 mm	4505 mm	4495 mm	5192 mm
17 Loading Reach	1808 mm	1758 mm	2641 mm	1696 mm	2482 mm
Swing Arc	180°	180°	180°	180°	180°
Bucket Rotation	205°	205°	205°	205°	205°
18 Stabilizer (overall width)	2352 mm	2352 mm	2352 mm	2352 mm	2352 mm
Bucket Dig Force	63.4 kN	63.4 kN	63.4 kN	63.4 kN	63.4 kN
Stick Dig Force	42.7 kN	43.5 kN	31.6 kN	47.2 kN	35.1 kN

Dimensions and performance specifications shown are for machines equipped with 440/80R28 tires, standard cab, standard stick with 24 inch standard duty bucket, and 1.3 m³ MP loader bucket and standard equipment unless otherwise specified.

444F2 Standard and Optional Equipment

Standard and Optional Equipment

Standard and Optional equipment may vary. Consult your Cat dealer for details.

	Standard	Optional		Standard	Optional
Cab ROPS and FOPS			Field Installed Attachments		
Cab, Deluxe	—	✓	Powered Side Shift (PSS)	—	✓
Cab, Standard	✓	—	Boom Sticks and Linkages – Backhoe		
*See Cab Options Page			Quick Coupler, Hydraulic	—	✓
Tires/Steering/Brakes			Quick Coupler, Mechanical	—	✓
All Wheel Drive	✓	—	Stick, Extending (4.3 m)	—	✓
All Wheel Steering	✓	—	Stick, Extending (4.9 m)	—	✓
100% Differential Lock	✓	—	Stick, Standard (4.3 m)	✓	—
Hydraulic Boosted Brakes (dual pedals)	✓	—	Transport Lock, Swing	✓	—
Tires 24 inch	✓	—	Transport Lock, Boom	✓	—
Tires 28 inch	—	✓	Boom Sticks and Linkages – Loader		
Engine/Transmission			Loader Cutting Edge (2 pieces)	—	✓
Battery 750 CCA, Maintenance Free (standard)	✓	—	Quick Coupler, Hydraulic	—	✓
Battery 750 CCA, Maintenance Free (heavy duty)	—	✓	Hydraulics		
Hinged Radiator Unit for Simple Debris Removal	✓	—	Hydraulic Pump (163 L/min)	✓	—
Auto Idle	✓	—	Hydraulic Quick Disconnects (twist to connect)	—	✓
ECO Mode	✓	—	Programme Auxiliary Flows	✓	—
Engine 74.5 kW (101 hp) Cat C4.4 ACERT	✓	—	Side Shift Lock (electro-hydraulic)	✓	—
Engine 82 kW (112 hp) Cat C4.4 ACERT	—	✓	Hydraulic Oil Cooler	✓	—
Engine Block Heater	—	✓	Hydraulics – Backhoe		
Jump Start Connector	✓	—	Hydraulic Lines, 1-Way	—	✓
Transmission Neutralizer	✓	—	Hydraulic Lines, 2-Way	—	✓
Transmission, 6-Speed Automatic	✓	—	Hydraulic Continuous Flow	—	✓
Transmission, 6-Speed Automatic (torque lock-up)	—	✓	Hydraulics – Loader		
Input			Loader Kickout, Float	✓	—
Controls, Pilot (Servo) Joysticks	✓	—	Loader Kickout, Return to Dig	✓	—
Pattern Selector (ISO/SAE)	✓	—	Auto Ride Control	—	✓
Power Steering, Hydrostatic	✓	—	Parallel Lift	✓	—
Other Attachments			Electrical		
Counterweight, 115 kg	—	✓	Product Link, Cellular	—	✓
Front Fenders	—	✓	Product Link, Satellite	—	✓
Street Pads, Stabilizers	—	✓	Reversing Alarm	✓	—
Tool Storage Box	✓	—	Stabilizer Alarm	✓	—
Transport Tie-downs	✓	—	Beacon, Strobe	—	✓
Guards			Beacon, Rotating	—	✓
Guard, Teeth (GP/MP)	—	✓			
Guard, Driveshaft	—	✓			
Guard, Tail Lights	—	✓			
Loader Safety Brace	✓	—			
Object Handling Kit	—	✓			

Cab Options

	Standard	Deluxe
Air Recirculation Control	—	✓
Air Conditioning	Optional	Optional
Auto-Up Stabilizers	—	✓
Beacon Socket (×2)	✓	✓
Brake Pedals Operable Independently and Interlocked	✓	✓
Cab Heater	✓	✓
Cab Internal Light	✓	✓
Cab Internal Light (courtesy)	—	✓
Cup Holders (×2)	✓	✓
Differential Lock Button on Loader Control	✓	✓
F/N/R* Functions on Loader Control	✓	✓
Face Fan	Optional	Optional
Front and Rear Side Opening Windows	✓	✓
Front Headlights**	✓	✓
Full Width Perforated Sun Visor	✓	✓
Fully Adjustable Work Lights (×8)	✓	✓
Gauge Cluster with LCD Display	✓	✓
Horn, Front	✓	✓
Horn, Joystick	✓	✓
Horn, Rear	✓	✓
Instrument Panel Vandal Guard	✓	✓
Internal Power Socket (2)	✓	✓
Kickdown Function on Loader Control	✓	✓

	Standard	Deluxe
Left Hand Storage Console	✓	✓
Infinitely Adjustable Backhoe Control Pods (fore and aft adjustment only)	✓	—
Infinitely Adjustable Backhoe Control Pods (fore and aft plus lateral adjustment)	—	✓
Radio, Entry Level	Optional	Optional
Radio, Premium	Optional	Optional
Rear Tail Lights (LED)	✓	✓
Removable Floor Mat	✓	✓
Safety Lock, Hydraulics	✓	✓
Safety Lock, Transmission	✓	✓
Seat, Deluxe Fabric	—	✓
Seat, Deluxe Fabric Heated	Optional	Optional
Seat, Fabric	✓	—
Security Keypad	Optional	Optional
Self Cancelling Directional Indicators	✓	✓
Steering Wheel Column, Tilt and Telescopic Adjustment	—	✓
Steering Wheel Column, Tilt	✓	—
Transmission Neutralizer on Loader Control	✓	✓
Throttle, Foot	✓	✓
Throttle, Hand	✓	✓
Window Wiper Front and Rear	✓	✓

*F/N/R – Forward/Neutral/Reverse

**May vary depending on region

For more complete information on Cat products, dealer services, and industry solutions, visit us on the web at www.cat.com

AEHQ7431 (07-2015)

© 2015 Caterpillar
All rights reserved

Materials and specifications are subject to change without notice. Featured machines in photos may include additional equipment. See your Cat dealer for available options.

CAT, CATERPILLAR, SAFETY.CAT.COM, their respective logos, "Caterpillar Yellow" and the "Power Edge" trade dress, as well as corporate and product identity used herein, are trademarks of Caterpillar and may not be used without permission.

