

D6N

Track-Type Tractor



Engine

| | | |
|------------------------------------|--|--------|
| Engine Model | Cat® C7.1 ACERT™ | |
| Emissions | U.S. EPA Tier 4 Final/ EU Stage IV/Korea Tier 4 | |
| Engine Power (Maximum) @ 2,200 rpm | | |
| SAE J1995 | 136 kW | 182 hp |
| ISO 14396 | 133 kW | 178 hp |
| ISO 14396 (DIN) | | 180 hp |

Engine (continued)

| | | |
|--------------------------|--------|--------|
| Net Power @ 1,800 rpm | | |
| ISO 9249/SAE J1349 | 124 kW | 166 hp |
| ISO 9249/SAE J1349 (DIN) | | 168 hp |

Weights

| | | |
|------------------------|-----------|-----------|
| Operating Weight – XL | 16 757 kg | 36,943 lb |
| Operating Weight – LGP | 18 346 kg | 40,446 lb |

D6N Features

Power and Efficiency

Increased net horsepower, coupled with a new lock-up clutch torque converter, give you up to 10% more productivity* in most applications. The new D6N also delivers a 10-15% improvement in fuel efficiency.*

Cat Connect Technologies

Standard Cat Slope Indicate, Cat Stable Blade and Cat Grade Control Slope Assist help you get jobs done faster and more accurately. Optional GRADE technologies, like Cat Grade Control 3D and Cat AccuGrade™, allow you to choose features that match your job site needs for scalability, capability and budget.

Ease of Operation

Programmable features like Enhanced Auto Shift, Bi-Directional Shift and Slope Assist help to significantly reduce operator effort. Enhanced cab features are designed to help operators work more comfortably and reduce fatigue.

*Compared to the previous D6N model.

Contents

| | |
|--|----|
| Power and Performance..... | 4 |
| Operator Environment..... | 5 |
| Integrated Technologies..... | 6 |
| Emissions Technology..... | 8 |
| Equipped for the Job..... | 9 |
| Safety..... | 10 |
| Sustainability..... | 10 |
| Special Arrangements..... | 11 |
| Serviceability and Customer Support..... | 12 |
| Specifications..... | 14 |
| Standard Equipment..... | 19 |
| Optional Equipment..... | 20 |
| Notes..... | 22 |





The latest in the line of Cat D6N dozers combines well-known versatility with a range of technology features to give you more job site productivity than ever before. A new transmission with lock-up clutch torque converter delivers ease of operation, increased net power, plus a 10-15 percent improvement in fuel efficiency. The D6N has the weight and horsepower you want for dozing applications and the balance and stability you need for finish grading – all in one easy-to-transport machine. The D6N meets U.S. EPA Tier 4 Final/EU Stage IV/Korea Tier 4 emission standards.



Power and Performance

Designed to get the job done

Engine

A Cat C7.1 ACERT engine gives you the power and reliability you need. Improved fuel economy over the previous model and efficient use of Diesel Exhaust Fluid (DEF) gives you excellent overall fluid efficiency.

Cooling System

A single plane design makes cleanout easier, and durable aluminum bar plate construction gives you superior heat transfer and corrosion resistance. A swing-out door provides easy access for cleanout.

In cooler conditions, an improved variable speed demand fan slows down to conserve power, save fuel and reduce sound levels.

An optional manually reversing fan is available for high debris conditions, and an optional sand blast grid can help protect the radiator from abrasive materials and debris.

Lock-Up Clutch

A new transmission with a lock-up clutch torque converter gives you the performance of direct drive with the ease of operation of power shift. Transmission controls will automatically select the drive mode best suited to your application, providing increased productivity and efficiency.*

Enhanced Auto Shift

Standard Enhanced Auto Shift helps you save fuel by automatically upshifting/downshifting to maintain the most efficient gear based on load. Three different settings – 3-speed, 6-speed and fine adjustment mode – allow you to optimize tractor performance to match material and job site conditions.

Differential Steering

Differential Steering maintains full power to both tracks for best-in-class turning, even with a full blade load. When one track speeds up, the other slows down an equal amount, so you have better maneuverability and faster cycle times. Load capacity, power and speed control are also better when working in soft conditions.

Load Sensing Hydraulics

Field-proven system senses the load and continuously adjusts hydraulic power to your blade to maximize efficiency.

*Compared to the previous D6N model.



Operator Environment

Comfort and productivity



Roomier cab with a wider entry offers added comforts like a heated/ventilated seat option, manually adjustable armrests, larger cup holder and auxiliary power port. Smoother shifting and a quieter engine add to overall operator comfort. Modified cab seals and ducts help improve heating and air conditioning performance, and a redesigned cab/fresh air filter helps keep the cab cleaner. A color LCD display shows vital operating information, as well as Slope Indicate real-time machine mainfall and cross slope. A grade control display can be integrated right into the dash so data is available at a glance.



Implement and Steering Controls

- Machine direction, forward/reverse shifting and gear selection are all combined into a single tiller control located on the left armrest.
- Standard Electro-hydraulic controls are designed for low effort. Operators have precise control of the blade and rear attachments, as well as the functions of a 6-way VPAT blade.
- A variable throttle control dial lets you use preset engine speeds, or select Enhanced Auto Shift modes.
- Bi-directional shift allows you to automatically select the desired forward/reverse speeds or a custom setting.
- Selectable Electro-Hydraulic Maps set the implement response levels – fine, medium, coarse – to match operator preferences and tailor the machine to individual applications.
- Implement Lock-Out prevents inadvertent operation of hydraulic attachments.



Integrated Technologies

Monitor, manage and enhance job site operations



Cat Connect makes smart use of technology and services to improve your job site efficiency. Using the data from technology equipped machines, you'll get more information and insight into your equipment and operations than ever before.

Cat Connect technologies offer improvements in these key areas:



EQUIPMENT
MANAGEMENT

Equipment Management – increase uptime and reduce operating costs.



PRODUCTIVITY

Productivity – monitor production and manage job site efficiency.



SAFETY

Safety – enhance job site awareness to keep your people and equipment safe.

LINK Technologies

LINK technologies provide wireless capability to machines enabling two-way transfer of information collected by on-board sensors, control modules, and other Cat Connect technologies using off-board apps, such as our VisionLink® software.

Product Link™/VisionLink

Product Link takes the guesswork out of equipment management. Track location, hours, fuel usage, productivity, idle time, and diagnostic codes through the online VisionLink interface. Manage your fleet in real time so you can maximize efficiency, improve productivity, and lower operating costs.



GRADE Technologies

Cat Connect GRADE technologies help you hit target grade faster and more accurately. Finish jobs in fewer passes, and with less operator effort, saving you time and helping you increase profit.

Cat Slope Indicate (S) displays machine cross-slope and fore/aft orientation on the primary monitor, helping operators work more accurately on slopes.

Cat Stable Blade (S) complements the operator's blade-control input for attaining finish grades quicker with less effort.

Cat Grade Control Slope Assist (S) helps operators more easily achieve the required main-fall and slope orientation of the blade by automatically maintaining pre-established blade angles for the grade. The system saves time, increases finish quality and reduces operator input. Experienced operators can work more productively and less experienced operators can achieve better quality results more quickly.

Cat Grade Control 3D (O – available early 2016) is an integrated grade-control system that enables operators to improve grading efficiency, accuracy, and productivity in both production dozing and fine-grading applications. The integrated design positions antennas on the cab roof, eliminating conventional blade-mounted masts and related cables. The AccuGrade Ready Option (ARO) is part of the package for added versatility, and AutoCarry™ is included to further boost productivity.

Cat AccuGrade (O) is a dealer-installed aftermarket grade-control system that provides increased grading versatility and the ability to scale capacity to changing needs, providing a choice of lasers for 2D flat-plane and slope work, Global Navigation Satellite System (GNSS) control for complex 3D cuts and contours, and/or systems using a Universal Total Station (UTS) for fine and finish grading.

Cat AccuGrade Ready Option (ARO) (O) allows you to easily install or upgrade to Cat AccuGrade 2D and 3D grade-control systems to add versatility and resale value to your machine.

(S) = Standard

(O) = Optional



Emissions Technology

Proven, integrated solutions

Emissions reduction technology on the D6N is designed to be transparent, with no action required from the operator. Low temperature regeneration runs automatically in the background while you work.

Aftertreatment Technologies

To meet the additional 80 percent reduction in NO_x emissions required by Tier 4 Final/Stage IV/Korea Tier 4 emission standards, Caterpillar engineers added Selective Catalytic Reduction (SCR) to the already proven aftertreatment solution.

Diesel Exhaust Fluid

Selective Catalytic Reduction utilizes Diesel Exhaust Fluid (DEF), which can be conveniently refilled when you refuel. The DEF fill nozzle is located next to the fuel tank, with easy access via a rear step. A tone will sound (with key on), when the tank is nearly full and a gauge on the dash shows your fluid level. The system is designed to use one tank of DEF for each tank of fuel (1:1 DEF fill ratio). The D6N typically has used DEF at a rate of 2-3 percent of fuel consumption.

When the machine is turned off, a pump will automatically purge the DEF lines to help prevent freezing. A symbol on the dash and a light/symbol on the Ground Level Service Center indicate when the purge is complete and that it is safe to turn off the electrical disconnect. If the engine/aftertreatment temperatures are high, a Delayed Engine Shutdown will activate automatically to cool the machine and then purge the lines. For complete aftertreatment information, please refer to your machine's Operation and Maintenance Manual.



Equipped for the Job

Optimize your machine



Undercarriage

Elevated sprocket helps protect major components from harsh impacts and provides a modular design for convenient service.



Choose Heavy Duty undercarriage for aggressive applications like land clearing, side-slopes or rocky terrain. Or, choose SystemOne™ undercarriage that is designed to work and wear as a system for longer life and lower costs in abrasive or low/moderate impact applications. A broad choice of track shoe designs and widths help you further optimize your machine for performance and longer life.



Blades

Semi-Universal and Straight blades are designed with a strong box section to stand up to the most severe applications. Heavy moldboard construction, hardened bolt-on cutting edges and end bits add strength and durability.

The Variable Pitch Angle Tilt (VPAT) blade allows you to hydraulically adjust lift, angle and tilt for precise results. The VPAT blade is wider to take on a variety of applications so you can use your D6N for spreading material, finish grading, side casting, V-ditching and backfilling. An optional folding VPAT blade is available to reduce overall machine width to more easily meet transport requirements.



Rear Implements

To help you match your D6N to the task at hand, you can outfit your D6N with a multi-shank ripper, winch or drawbar.

Ask your Cat dealer for available options to help you optimize your machine for the work you do.

Safety

Designed with protection in mind



- A rear vision camera is available to enhance visibility behind the machine.
- Added grab handles on the door help you get on and off the tractor with greater ease.
- Well-appointed cab with good visibility helps operators stay focused and aware.
- A standard Operator Presence detection system allows the machine to idle when the operator is not seated, but locks out the power train and front and rear implements to avoid unintentional movement.
- New seat belt indicator enhances safety by reminding the operator to buckle up with a light/alarm. Once the machine is in gear, a fault code will register through Product Link if the operator fails to fasten the seat belt.

Sustainability

Thinking generations ahead

- Fuel efficiency is improved by 10-15% compared to the previous model.
- Meets Tier 4 Final/Stage IV/Korea Tier 4 emission standards.
- Typical Diesel Exhaust Fluid (DEF) use of 2-3 percent of fuel consumption gives you excellent overall fluid efficiency.
- Major components are built to be rebuilt, eliminating waste and saving you money by giving your dozer a second – and even third – life.



Special Arrangements

Purpose-built for performance



D6N WH Waste Handler

- Specialized guarding, striker bars and seals help protect the machine from impact and airborne debris.
- Bottom and final drive guarding help prevent debris from wrapping around or damaging vital components.
- The cooling system is designed for high debris environments, with easy access for cleanout.
- Specialized air handling features help deliver cleaner air to the machine.
- Landfill blades and center-hole track shoes help you optimize your waste handler for the job.

D6N Forestry Arrangement

- Optional sweeps help protect the cab, top and sides of the machine.
- Screens give added impact protection to cab windows (ISO 8084).
- Additional guarding helps protect the underside of the machine from stumps and other heavy debris.
- The cooling system is designed for high debris environments, with easy access for cleanout.



Serviceability and Customer Support

When uptime counts



Ease of Service

The D6N is designed to help you get routine service done quickly and efficiently so you can get to work.

A two piece engine enclosure door, flip latches and a panel you can remove without tools gives you easy access to service points. Grease points are grouped and located in the engine compartment as well, so they are protected but still allow you to get to them quickly. The radiator door is hinged for easy cleanout access.

Electrical disconnect, hour meter and the remote lighting access switch are accessible from ground level on the left side of the machine. Hydraulic service points are grouped on the right side of the machine. And for quick undercarriage cleanouts, a new lockable shovel mounting bracket has been added to the back of the machine.


An automatic hydraulic valve lash eliminates the need for manual adjustment, saving you time and money on engine maintenance.

Cat EMSolutions (Equipment Management Solutions)

EMSolutions lets you take control of your fleet with a solution specific to your equipment management needs. Comprehensive, technology-enabled equipment management – combined with the knowledge and expertise of your Cat dealer – can provide ways to help you achieve gains that go straight to your bottom line.

- Improve availability
- Reduce owning and operating costs
- Streamline maintenance practices
- Maximize equipment life
- Increase resale value

Consisting of five levels of support, from remote access to equipment data to complete, proactive management of your fleet, EMSolutions allows you to choose the amount of support that's right for you.



Renowned Cat Dealer Support

Knowledgeable Cat dealers have a global reputation for providing outstanding sales and service. Maximize your equipment investment with a Customer Support Agreement tailored to meet your business needs. Take advantage of preventive maintenance programs like Custom Track Service, Scheduled Oil Sampling (S-O-SSM) analysis, and guaranteed maintenance contracts. Cat dealers can even help you with operator training to help boost your profits.

When you need repairs, Cat dealers and our unmatched Caterpillar distribution network excel at getting you the right parts you need quickly.

Your Cat dealer can also help you maximize your equipment investment with services like Cat Reman parts and Cat Certified Rebuilds. Remanufactured parts offer you the same warranty and reliability as new parts at a fraction of the cost. A Certified Rebuild gives a “second life” for your machine, incorporating the latest engineering updates so you end up with a like-new track loader and a new machine warranty. Caterpillar strives to provide customers the lowest owning and operating costs over the life of their machine.



D6N Track-Type Tractor Specifications

Engine

| | | |
|------------------------------------|--|---------------------|
| Engine Model | Cat C7.1 ACERT | |
| Emissions | U.S. EPA Tier 4 Final/ EU Stage IV/Korea Tier 4 | |
| Engine Power (Maximum) @ 2,200 rpm | | |
| SAE J1995 | 136 kW | 182 hp |
| ISO 14396 | 133 kW | 178 hp |
| ISO 14396 (DIN) | 180 hp | |
| Net Power @ 1,800 rpm | | |
| ISO 9249/SAE J1349 | 124 kW | 166 hp |
| ISO 9249/SAE J1349 (DIN) | 168 hp | |
| Bore | 105 mm | 4.1 in |
| Stroke | 135 mm | 5.3 in |
| Displacement | 7.1 L | 433 in ³ |

- Net power advertised is the power available at the engine flywheel when the engine is equipped with the air cleaner, muffler, alternator, cooling fan at maximum speed.
- No derating required up to 3000 m (9,840 ft) altitude, beyond 3000 m (9,840 ft) automatic derating occurs.
- All non road Tier 4, Stage IIIB and IV, Japan 2011 and 2014 (Tier 4 Interim and Tier 4 Final) and Korea Tier 4 diesel engines are required to use only Ultra Low Sulfur Diesel (ULSD) fuels containing 15 ppm (mg/kg) sulfur or less. Biodiesel blends up to B20 (20% blend by volume) are acceptable when blended with 15 ppm (mg/kg) sulfur or less ULSD. B20 should meet ASTM D7467 specification (biodiesel blend stock should meet Cat biodiesel spec, ASTM D6751 or EN 14214). Cat DEO-ULS™ or oils that meet the Cat ECF-3, API CJ-4, and ACEA E9 specification are required. Consult your OMM for further machine specific fuel recommendations.
- Diesel Exhaust Fluid (DEF) used in Cat Selective Catalytic Reduction (SCR) systems must meet the requirements outlined in the International Organization for Standardization (ISO) standard 22241.

Service Refill Capacities

| | | |
|-----------------------------|-----------|-------------|
| Fuel Tank | 277 L | 73.2 gal |
| DEF Tank | 19 L | 5 gal |
| Cooling System | 40 L | 10.6 gal |
| Engine Crankcase | 17 L | 4.5 gal |
| Power Train | 160 L | 42.3 gal |
| Roller Frames XL/LGP (each) | 20/17.5 L | 4.3/4.6 gal |
| Final Drives (each) | 7 L | 1.8 gal |
| Hydraulic Tank | 29.5 L | 7.8 gal |

Hydraulic Controls – Pressures

| | | |
|--------------------------------------|------------|-----------|
| Maximum Implement Operating Pressure | 25 100 kPa | 3,640 psi |
| Maximum Steering Operating Pressure | 45 200 kPa | 6,556 psi |

Hydraulic Controls – Pump

| | | |
|----------------------------|-----------|--------------|
| Pump Output | | |
| Implement | 127 L/min | 33.5 gal/min |
| Steering | 137 L/min | 36.2 gal/min |
| Lift Cylinder Flow | 127 L/min | 33.5 gal/min |
| Tilt Cylinder Flow | 90 L/min | 23.8 gal/min |
| Ripper Cylinder Flow | 127 L/min | 33.5 gal/min |
| Angle Cylinder Flow – VPAT | 127 L/min | 33.5 gal/min |

Weights

| | | |
|------------------------------------|-----------|-----------|
| Operating Weight – XL | 16 757 kg | 36,943 lb |
| Operating Weight – LGP | 18 346 kg | 40,446 lb |
| Shipping Weight – XL | 16 399 kg | 36,153 lb |
| Shipping Weight – LGP | 17 844 kg | 39,339 lb |
| XL VPAT Blade | 1062 kg | 2,341 lb |
| LGP VPAT Blade | 1234 kg | 2,720 lb |
| XL VPAT Foldable | 1253 kg | 2,762 lb |
| LGP VPAT Foldable | 1491 kg | 3,287 lb |
| XL SU Blade | 2600 kg | 5,732 lb |
| XL VPAT Landfill | 1321 kg | 2,912 lb |
| LGP VPAT Landfill | 1436 kg | 3,166 lb |
| Multi-shank Ripper (with 3 shanks) | 1342 kg | 2,959 lb |

- Operating Weight: Includes EROPS, A/C, lights, VPAT dozer, transmission, drawbar, engine enclosure, 3-valve hydraulics, 100% fuel, and Cat Comfort Series Air Suspension Seat and operator.
- Shipping Weight: Includes EROPS, A/C, lights, VPAT dozer, transmission, drawbar, engine enclosure, 3-valve hydraulics, 5% fuel, and Cat Comfort Series Air Suspension Seat.

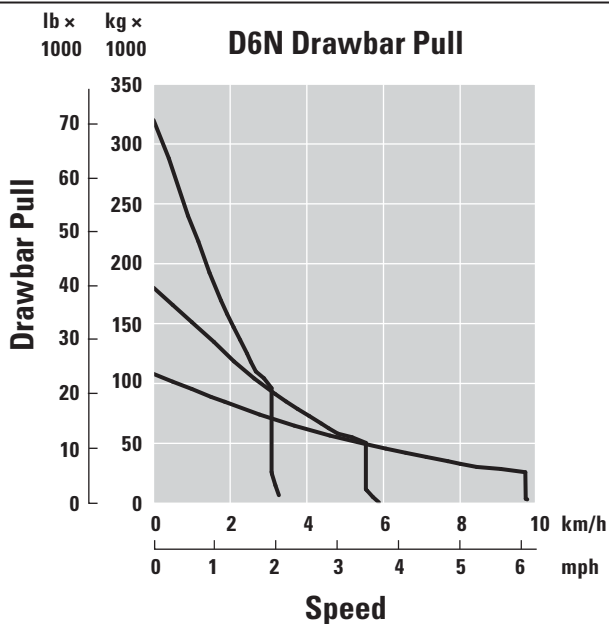
D6N Track-Type Tractor Specifications

Transmission

| | | |
|----------------------|------------------------|----------------------|
| 0.5 Forward | 2.5 km/h (2.4 km/h) | 1.6 mph (1.5 mph) |
| 0.7 Forward | 2.8 km/h (2.7 km/h) | 1.7 mph (1.6 mph) |
| 1.0 Forward | 3.3 km/h (3.0 km/h) | 2.1 mph (1.9 mph) |
| 1.5 Forward | 4.4 km/h | 2.7 mph |
| 1.7 Forward | 4.9 km/h | 3.0 mph |
| 2.0 Forward | 5.8 km/h | 3.6 mph |
| 2.5 Forward | 7.5 km/h | 4.7 mph |
| 2.7 Forward | 8.3 km/h | 5.2 mph |
| 3.0 Forward | 9.8 km/h | 6.1 mph |
| 0.5 Reverse | 3.1 km/h (2.9 km/h) | 1.9 mph (1.8 mph) |
| 0.7 Reverse | 3.4 km/h (3.1 km/h) | 2.1 mph (1.9 mph) |
| 1.0 Reverse | 4.1 km/h (3.5 km/h) | 2.5 mph (2.2 mph) |
| 1.5 Reverse | 5.4 km/h | 3.4 mph |
| 1.7 Reverse | 6.0 km/h | 3.7 mph |
| 2.0 Reverse | 7.1 km/h | 4.4 mph |
| 2.5 Reverse | 9.5 km/h | 5.9 mph |
| 2.7 Reverse | 10.5 km/h | 6.5 mph |
| 3.0 Reverse | 12.2 km/h | 7.6 mph |
| Maximum Drawbar Pull | | |
| 1.0 Forward | 320 kN | 71,939 lbf |
| 2.0 Forward | 198 kN | 44,512 lbf |
| 3.0 Forward | 113 kN | 25,403 lbf |

• Data between brackets are values for EU.

Drawbar Pull



Undercarriage

| | | |
|----------------------|---------------------|-----------------------|
| Shoe Width | | |
| XL | 610 mm | 24.0 in |
| LGP | 840 mm | 33.1 in |
| Shoes/Side | | |
| XL | 40 | |
| LGP | 46 | |
| Grouser Height | | |
| XL | 66 mm | 2.6 in |
| LGP | 57 mm | 2.2 in |
| Track Gauge | | |
| XL | 1890 mm | 74.4 in |
| LGP | 2160 mm | 85.0 in |
| Track on Ground | | |
| XL | 2605 mm | 102.6 in |
| LGP | 3110 mm | 122.4 in |
| Ground Contact Area* | | |
| XL | 3.56 m ² | 5,518 in ² |
| LGP | 5.76 m ² | 8,928 in ² |
| Ground Pressure* | | |
| XL | 46.1 kPa | 6.7 psi |
| LGP | 31.2 kPa | 4.5 psi |
| Track Rollers/Side | | |
| XL | 7 | |
| LGP | 8 | |

*ISO 16754

• All dimensions above with SystemOne undercarriage.

D6N Track-Type Tractor Specifications

Blades

| Capacity | | |
|---------------------|--------------------|---------------------|
| XL VPAT | 3.3 m ³ | 4.3 yd ³ |
| XL SU | 4.3 m ³ | 5.6 yd ³ |
| LGP VPAT | 3.9 m ³ | 5.1 yd ³ |
| LGP VPAT – Foldable | 3.9 m ³ | 5.1 yd ³ |
| Width | | |
| XL VPAT | 3272 mm | 10.75 ft |
| XL SU | 3154 mm | 10.33 ft |
| XL SU – Narrow* | 3000 mm | 9.83 ft |
| LGP VPAT | 4080 mm | 13.42 ft |
| LGP VPAT – Foldable | 4080 mm | 13.42 ft |

*For Europe only; Width is with end bits removed; Blade width with end bits is 3126 mm (10 ft).

Ripper

| Type | Fixed Parallelogram | |
|---------------------------------------|---------------------|---------------------|
| Pocket Spacing | 1000 mm | 3 ft 3.4 in |
| Shank Gauge | 2 m | 6 ft 7 in |
| Shank Section | 73 mm × 176 mm | 2.9 in × 6.9 in |
| Number of Pockets | 3 | |
| Overall Beam Width | 2202 mm | 86.7 in |
| Beam Cross Section | 216 mm × 254 mm | 8.5 in × 10.0 in |
| Maximum Clearance, Raised (Shank Tip) | 622 mm | 24.5 in |
| Maximum Penetration Force | | |
| XL | 51.6 kN | 11,600 lbf |
| LGP | 43 kN | 9,667 lbf |
| Maximum Pryout Force | | |
| XL | 211.2 kN | 47,480 lbf |
| LGP | 170 kN | 38,217 lbf |
| Maximum Penetration | | |
| XL | 514 mm | 20.2 in |
| LGP | 398 mm | 15.6 in |
| Each Additional Shank | 78 kg | 172 lb |
| Weight with Three Shanks | 1562 kg | 3,444 lb |

Winch

| Winch Model | PA55 | |
|------------------------------------|------------------|----------------------|
| Weight* | 1276.5 kg | 2,814 lb |
| Oil Capacity | 74 L | 19.55 gal |
| Winch and Bracket Length | 1145 mm | 45.1 in |
| Winch Case Width | 975 mm | 38.4 in |
| Drum Diameter | 254 mm | 10 in |
| Drum Width | 315 mm | 12.4 in |
| Flange Diameter | 504 mm | 19.8 in |
| Drum Capacity –22 mm (0.88 in) | 88 m | 288 ft 9 in |
| Winch Drive | Mechanical | |
| Control | Electric | |
| Overall Width | 975 mm | 38.4 in |
| Rope Diameter (recommended) | 22 mm | 0.875 in |
| Cable Ferrule Size (O.D. × Length) | 54 mm × 67 mm | 2.13 in × 2.63 in |
| Maximum Bare Drum | | |
| Line Pull | 31 389 kg* | 69,200 lb* |
| Line Speed | 43.0 m/min | 141 ft/min |
| Maximum Full Drum | | |
| Line Pull | 20 144 kg* | 44,410 lb* |
| Line Speed | 66.1 m/min | 217 ft/min |

*Weight: Includes pump, operator controls, oil, mounting brackets and spacers.

• Slow and standard speed winches are available.

Standards

ROPS/FOPS

- ROPS (Rollover Protective Structure) offered by Caterpillar for the machine meets ROPS criteria ISO 3471:2008.
- FOPS (Falling Object Protective Structure) meets ISO 3449-2005 Level II.

Brakes

- Brakes meet the standard ISO 10265:2008.

Sound and Vibration – Cab

Sound Level Information

- The declared operator Equivalent Sound Pressure Level (Leq) is 81.5 dB(A) when “ANSI/SAE J1166 FEB2008” is used to measure the value for an enclosed cab. The measurement was conducted at 100% of the maximum engine cooling fan speed. This is a work cycle sound exposure level. The cab was properly installed and maintained. The test was conducted with the cab doors and the cab windows closed.
- Hearing protection may be needed when the machine is operated with an open operator station for extended periods or in a noisy environment. Hearing protection may be needed when the machine is operated with a cab that is not properly maintained, or when the doors and windows are open for extended periods or in a noisy environment.
- The declared average exterior sound pressure level is 85.5 dB(A) when the “SAE J88 FEB2006 – Constant Speed Moving Test” procedure is used to measure the value for the standard machine. The measurement was conducted under the following conditions: distance of 15 m (49.2 ft) and “the machine moving forward in an intermediate gear ratio.”

Sound Level Information for Machines in European Union Countries and in Countries that Adopt the “EU Directives.”

The information below applies to only the machine configurations that have the “CE” mark on the Product Identification Plate.

- The declared dynamic operator sound pressure level is 76 dB(A) when “ISO 6396:2008” is used to measure the value for an enclosed cab. The measurement was conducted at 70% of the maximum engine cooling fan speed. The sound level may vary at different engine cooling fan speeds. The cab was properly installed and maintained. The measurement was conducted with the cab doors and the cab windows closed.
- If equipped, the certification label – 110 dB(A) – is used to verify the environmental sound certification of the machine to the requirements of the European Union. The value that is listed on the label indicates the guaranteed exterior sound power level (L_{WA}) at the time of manufacture for the conditions that are specified in “2000/14/EC.” Your machine may have a different value.

Sustainability – Sound and Vibration Levels

Sound Levels

Average Exterior Sound Pressure Level

| | |
|--------------|------------|
| SAE J88:2006 | 85.5 dB(A) |
|--------------|------------|

Maximum Sound Power Level

| | |
|------------|-----------|
| 2000/14/EC | 110 dB(A) |
|------------|-----------|

Dynamic Operator Sound Pressure Level (LpA)

| | |
|---------------|----------|
| ISO 6396:2008 | 76 dB(A) |
|---------------|----------|

Vibration Levels

Maximum Hand/Arm*

| | |
|---------------|----------------------|
| ISO 5349:2001 | 2.5 m/s ² |
|---------------|----------------------|

Maximum Whole Body*

| | |
|------------------|----------------------|
| ISO/TR25398:2006 | 0.5 m/s ² |
|------------------|----------------------|

Seat Transmissibility Factor

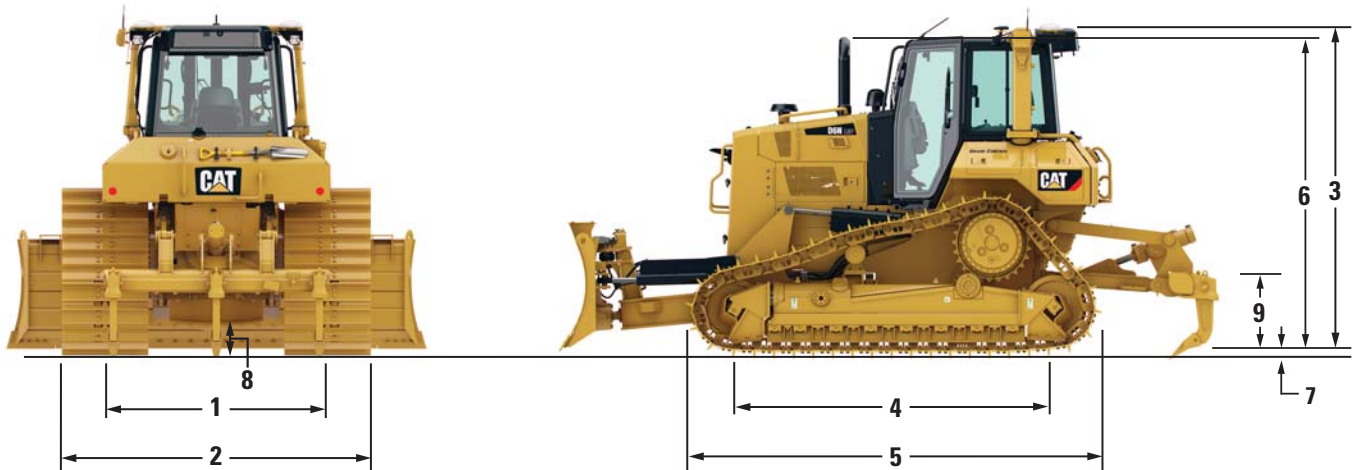
| | |
|------------------------------------|------|
| ISO 7096:2000 – spectral class EM6 | <0.7 |
|------------------------------------|------|

*Values are for an experienced operator in a dozing application, consult the Operating and Maintenance Manual for further details.

D6N Track-Type Tractor Specifications

Dimensions

All dimensions are approximate.



| | XL | | LGP | | XL Fine Grading | |
|--|---------|----------|---------|----------|-----------------|----------|
| 1 Track gauge | 1890 mm | 74.4 in | 2160 mm | 85.0 in | 1890 mm | 74.4 in |
| 2 Width of tractor with the following attachments | | | | | | |
| Standard shoes without blade | 2500 mm | 98.4 in | 3000 mm | 118.0 in | 2500 mm | 98.4 in |
| Standard shoes with VPAT blade fully angled | 2965 mm | 116.7 in | 3699 mm | 145.6 in | 2965 mm | 116.7 in |
| Standard shoes with VPAT blade angled and folded (foldable blade only) | 2545 mm | 100.0 in | 3000 mm | 118.0 in | 2545 mm | 100.0 in |
| 3 Machine height – ROPS cab: | | | | | | |
| From tip of grouser | 3108 mm | 122.4 in | 3222 mm | 126.9 in | 3222 mm | 126.9 in |
| From ground face of shoe | 3051 mm | 120.1 in | 3165 mm | 124.6 in | 3165 mm | 124.6 in |
| 4 Length of track on ground | 2605 mm | 102.6 in | 3110 mm | 122.4 in | 3110 mm | 122.4 in |
| 5 Length of basic tractor (with drawbar) | 3995 mm | 157.3 in | 4222 mm | 166.2 in | 4222 mm | 166.2 in |
| With the following attachments, add to basic tractor length: | | | | | | |
| Ripper (with tip at ground line) | 957 mm | 37.7 in | 957 mm | 37.7 in | 957 mm | 37.7 in |
| PA55 winch | 330 mm | 13.0 in | 330 mm | 13.0 in | 330 mm | 13.0 in |
| VPAT blades, straight | 1105 mm | 43.5 in | 1236 mm | 48.7 in | 1236 mm | 48.7 in |
| VPAT blade, angled 25° | 1535 mm | 60.4 in | 2078 mm | 81.8 in | 1878 mm | 73.9 in |
| VPAT blade, foldable, angled 31° | | | 2241 mm | 88.2 in | | |
| SU blade | 1185 mm | 46.7 in | | | | |
| 6 Height over stack from tip of grouser | 3006 mm | 118.3 in | 3109 mm | 122.4 in | 3108 mm | 122.4 in |
| 7 Height of grouser | 66 mm | 2.6 in | 57 mm | 2.2 in | 57 mm | 2.2 in |
| 8 Ground clearance from ground face of shoe (per SAE J1234) | 364 mm | 14.3 in | 477 mm | 18.8 in | 477 mm | 18.8 in |
| 9 Drawbar height (grouser tip to center of clevis) | | | | | | |
| From ground face of shoe | 623 mm | 24.5 in | 727 mm | 28.6 in | 727 mm | 28.6 in |

Standard Equipment

Standard equipment may vary. Consult your Cat dealer for details.

POWER TRAIN

- C7.1 Cat ACERT Diesel Engine
- Tier 4 Final/EU Stage IV/Korea Tier 4 Certified Engine with Aftertreatment (DPF and SCR) Diesel Exhaust Fluid
- Single Poly-Vee Belt with Auto Belt Tensioner
- Glowplug Starting Aid
- 3000 Meter Altitude Operation Capability without De-Rating
- Engine Driven, Viscous Clutch Fan (variable controlled fan speed)
- Aluminum Bar Plate Cooling Systems (radiator, power train, aftercooler, differential steering)
- Air Cleaner, Integrated Precleaner with Dust Ejector
- Electrical Lift/Priming Pump
- 3 Speed Planetary, Powershift Transmission with Lock-Up Clutch Torque Converter
- Enhanced Auto Shift (EAS)
- Infinite Ground Speed Adjustment (GSA)
- Shift Management
 - Automatic Directional and Downshift
 - Controlled Throttle, Load Compensated
- Programmable/Selectable Bi-Directional Shifting
- Differential Steering
- Engine Idle Shutdown
- Auto Engine Speed Control
- Extended Life Coolant

UNDERCARRIAGE

- SystemOne Undercarriage
- Center Tread Idler
- Lifetime Lubricated Track Rollers (7 XL and 8 LGP) and Idlers
- Carrier Rollers
- Tracks 40 Section – 610 mm (24 in)
- Extreme Service for XL
- Tracks 46 Section – 840 mm (33 in)
- Moderate Service for LGP
- Hydraulic Track Adjusters
- Center Track Guiding Guard (LGP only)

HYDRAULICS

- Three Valve-Hydraulics for VPAT Dozer
- Load Sensing Hydraulics

ELECTRICAL

- Horn
- Back-up Alarm
- 12V Converter, 10A
- Diagnostic Connector
- 950 CCA Class 31 Batteries
- Integrated Lights (four front, two rear)
- 105 AMP HD Brushless Alternator 24 Volt
- 24V Electric Starter

OPERATOR ENVIRONMENT

- ROPS/FOPS Cab
- Integrated A/C with Automatic Temperature Control
- Seat, Air Suspension, Cloth for Cab
- Seat Belt, Retractable – 76 mm (3 in)
- Adjustable Armrests
- Foot Rests for Slope Work
- 178 mm (7 in) LCD Color Display
- Electronically Programmable Gear Selector
- Electronic Engine Air Cleaner Service Indicator
- Electronic Water-In-Fuel Sensor Service Indicator
- Electro-Hydraulic Implement and Differential Steering Controls
- Product Link Ready GSM or Satellite
- One 12V Power Ports
- Intermittent Wiper
- 12V Radio Ready (Plug and Play)
- Storage Compartment
- Cup Holder
- Coat Hook
- Rearview Mirror
- Glove Box

TECHNOLOGY PRODUCTS

- Cat Slope Assist
- Cat Slope Indicate
- Cat Stable Blade
- Product Link

FLUIDS

- Antifreeze Coolant (–37° C/–34.6° F)
- Extended Life Coolant
- Cat HYDO™ Advanced 10 Hydraulic Fluid

OTHER STANDARD EQUIPMENT

- CD ROM Parts Book
- C-Frame, Cylinders (VPAT) and Lines
- Extended Service Intervals (500 hours engine, 1,000 hours power train)
- Guards, Hinged Bottom
- Ecology Drains (engine oil, engine coolant, power train case, hydraulic)
- Adjustable Pitch Link (VPAT)
- Engine Enclosures, Perforated
- Scheduled Oil Sampling (S·O·S) Ports
- Centralized Remote Mounted Pressure Taps
- Front Pull Device
- Hinged Radiator Louvered Grill
- Lockable Engine Enclosures

D6N Optional Equipment

Optional Equipment

Optional equipment may vary. Consult your Cat dealer for details.

POWER TRAIN

- Precleaner, Turbine with Screen

UNDERCARRIAGE

- XL – SystemOne
- XL – Heavy Duty
- XL – Heavy Duty with Double Flange
- XL – SystemOne Fine Grading
- XL – Heavy Duty Fine Grading
- LGP – SystemOne
- LGP – Heavy Duty
- LGP – Heavy Duty with Double Flange
- LGP – Super LGP
- XL – Heavy Duty – Waste
- LGP – Heavy Duty – Waste

TRACKS

- Track Pairs, XL, SystemOne (40 sections)
 - 610 mm (24 in), Extreme Service
 - 560 mm (22 in), Extreme Service
 - 610 mm (24 in), Moderate Service (46 sections)
- Track Pairs, XL, Heavy Duty (40 sections)
 - 600 mm (24 in), Extreme Service
 - 600 mm (24 in), Moderate Service (46 sections)
- Track Pairs, LGP, SystemOne (46 sections)
 - 840 mm (33 in), Moderate Service
 - 840 mm (33 in), Extreme Service
 - 860 mm (33.8 in), Extreme Service
 - 610 mm (24 in), Extreme Service
 - 840 mm (33 in), Extreme Service, HD
 - 860 mm (33.8 in), Extreme Service, HD
- Track Pairs, Super LGP, Heavy Duty (52 sections)
 - 1067 mm (42 in), HD Self Cleaning
 - 1067 mm (42 in), HD Double Grouser

TRACK GUIDING GUARDS

- XL, SystemOne
 - Guard Guiding, Center
 - Guard Guiding, Front and Rear
 - Guard Guiding, Full
- XL, Heavy Duty
 - Guard Guiding, Center HD
 - Guard Guiding, Extreme Service, Full, HD
- LGP, SystemOne
 - Guard Guiding, Center
 - Guard Guiding, Front and Rear
 - Guard Guiding, Full
- LGP, Heavy Duty
 - Guard Guiding, Center HD
 - Guard Guiding, Extreme Service, Full, HD

REAR CONTROL PACKAGES

- Ripper Ready Package
- Winch Ready Package
- Dual Control Package
- Dual Control Package – SU

COOLING

- Radiator, Trash Resistant
- Direct Drive Fan, Reversible

WEATHER PACKAGES AND BATTERIES

- Battery, Standard, Package
- Battery, Heavy Duty, Package
- Cold Weather, 120V, Package
- Cold Weather, 240V, Package

OPERATOR ENVIRONMENT

- Seat, Heated and Ventilated

TECHNOLOGY PRODUCTS

- Cat AccuGrade
- Cat Grade Control 3D (Available early 2016)
- ARO Installation, VPAT
- No ARO Installation, SU
- No ARO Installation, VPAT
- Product Link
 - Product Link, Satellite PLE 631
 - Product Link, Cellular PLE 641
 - Product Link, Dual PLE 641 + PLE 631
 - No Product Link

FUEL SYSTEMS

- Fuel Tank, Standard
- Fuel Tank, Fast Fill and Refill Ready

GUARDS

- Guard Packages
- Guard, VPAT, Standard, Package
- Guard, VPAT, Heavy Duty, Package
- Guard, SU, Heavy Duty, Package
- Guard, Rear, Standard
- Guard, Rear, Heavy Duty
- No Guard

OTHER ATTACHMENTS

- Rear Attachments
- Ripper, Teeth Straight, Package
- Ripper, Teeth Curved, Package
- PA55 Winch, Standard Speed Package
- PA55 Winch, Slow Speed, Package
- Drawbar
- Rear Box with Striker Bar
- No Rear Attachment

REAR HYDRAULICS

- PTO Filter, No Winch
- PTO Filter, Winch

Continued on next page

Optional Equipment (*Continued*)

Optional equipment may vary. Consult your Cat dealer for details.

C-FRAME

- Bulldozer, VPAT XL, STD Package
- Bulldozer, VPAT LGP, STD Package
- Bulldozer, VPAT XL, HD Package
- Bulldozer, VPAT, LGP, HD Package
- Bulldozer, SU XL Package
- Bulldozer Super LGP

BLADES

- Blade, ARO XL, VPAT
- Blade, ARO LGP, VPAT
- Blade, ARO XL Foldable, VPAT
- Blade, ARO LGP Foldable, VPAT
- Blade, Landfill XL
- Blade, Landfill LGP
- Blade, SU XL
- No Blade

HYDRAULIC OIL

- Hydraulic Oil, Biodegradable

STARTERS, BATTERIES, AND ALTERNATORS

- Electrical Insulated Breather
- Beacon, Rotating

OPERATOR ENVIRONMENT

- Visibility Arrangement, Single Camera
- Radio, AM/FM/AUX/USB/Bluetooth

GUARDS – CAB PROTECTION

- Cab, Protection Package
- Screen, Rear
- Screen, Grill Front
- Grid, Sandblast
- Guard, Rear, Drawbar and Winch Ready

FLUIDS

- Antifreeze, (–37° C/–34.6° F)

OTHER ATTACHMENTS

- Winch Options
- Fairlead, 3 Rollers
- Fairlead, 4 Rollers

MAINTENANCE AND RELATED ATTACHMENTS

- Shovel Holder
- Refilling Fuel Pump
- Oil Change System, High Speed

SPECIAL ARRANGEMENTS

- Forestry Package (XL or LGP)
- Waste Handler (XL or LGP)

For more complete information on Cat products, dealer services, and industry solutions, visit us on the web at www.cat.com

AEHQ7486 (07-2015)

© 2015 Caterpillar
All rights reserved

Materials and specifications are subject to change without notice. Featured machines in photos may include additional equipment. See your Cat dealer for available options.

CAT, CATERPILLAR, SAFETY.CAT.COM, their respective logos, "Caterpillar Yellow" and the "Power Edge" trade dress, as well as corporate and product identity used herein, are trademarks of Caterpillar and may not be used without permission.

VisionLink is a trademark of Trimble Navigation Limited, registered in the United States and in other countries.

