



[www.FGWilson.com](http://www.FGWilson.com)

24 – 220 KVA RANGE  
Performance | Durability | Serviceability



*Designed for Today's World* 



The world we live in never stops changing, so neither do we. Our newest power range, 24 – 220 kVA, provides reliable power for today's world with a competitive offering that delivers everything you need.

Providing unrivalled quality, the 24 – 220 kVA range of products offers a trusted performance with an enhanced choice of options, optimising the range for a variety of diverse applications and environments.

Over the past 47 years FG Wilson has been providing power generation systems to meet your needs – today is no different.


**Designed for Today's World.**

# Open Set Range

The 24 – 220 kVA range has been redesigned to deliver a more competitive offering that includes an enhanced choice of key options. The range continues to employ the power and efficiency delivered by the world-renowned Perkins engines and is available in non-emissions, emissions optimised (EU stage II) and EU stage IIIa emissions compliant variants.



Marelli alternator



Leroy Somer alternator

Benefiting from a choice of leading alternators, the range incorporates the Marelli alternator as standard across three phase models, providing coastal insulation protection and a RFI filter. The Leroy Somer alternator is available as standard on single phase models or as an option throughout the range.



The control panel tower, mounted on the side of the generator set, provides full access to all components and wiring. Cable access is gained directly underneath the control panel for ease of installation.



The mounting arrangement provides the most frequently serviced parts mounted on the same side of the generator set and includes grouped fuel connections. This arrangement is conducive to minimal maintenance times and maximum generator set running time.



Providing lifting points as standard, aiding transportation and installation, the compact tank base is designed for 8 hours running at full load in prime applications.



Constructed from high-grade, heavy-duty steel and further protected by powder coat paint, ensuring durability and maximum corrosion resistance, the base frame provides a solid foundation within a more compact footprint. The range also offers an enhanced choice of base frame options depending on your needs.



The robust steel enclosure structure is protected by an advanced powder coat paint and can be further protected with the galvanised steel option if desired. Side hinged doors and lift-off end panels provide optimal access for all servicing and maintenance tasks.

# CAL Enclosed Range


The introduction of the CAL enclosure delivers a competitive alternative to our CAE enclosure range offering a high quality product with excellent sound attenuation and protection for a diverse range of applications. The strong, clean design of the CAL enclosure is available in either mild or galvanised steel, allowing you to further customise this range to suit your needs.



Side hinged doors, on each side of the enclosure, provide ample access to all necessary components during installation and servicing. Lift-off hinges enable the doors to be removed at an angle of 90°, facilitating easy servicing in confined installation spaces.



The robust main roof features a flush-mounted rain cap with compression seal, allowing access to the radiator fill whilst providing protection against water ingress.



The enclosure incorporates unique modular air handling units that contribute to a significant reduction in noise output. Manufactured from a high-grade composite material, they offer optimum corrosion resistance, whilst adding to the enclosure's strong, stylish design.



Cable access is gained directly underneath the control panel via the end of the base frame for ease of installation.

# CAE Enclosed Range

The CAE enclosure, instantly recognised by its blue high-grade composite corner posts, delivers excellent levels of quality and performance. The modern design of the enclosure lends itself to optimum performance, durability and serviceability... allowing it to meet the challenges of diverse applications.



Side hinged doors, on each side of the enclosure, provide ample access to all necessary components during installation and servicing. Lift-off hinges allow doors to be removed, even at an angle of 45°, facilitating servicing in the most confined installation spaces.



A robust main roof incorporates, flush-mounted access caps with compression seals, allowing access to the radiator fill and optional single point lift, whilst providing protection against water ingress.



The design incorporates unique modular air handling units that contribute to significant reduction in noise output. Corner posts, manufactured from a high-grade composite material, offer optimum corrosion resistance and provide excellent protection against damage during handling and transportation.



The CAE enclosure can be configured to enhance its suitability for rental applications with the inclusion of CEE form sockets and rental pack option which includes 3 way fuel valve, fuel / water separator, battery isolator switch, breaker terminal extensions and base feet.




Constructed from galvanised steel with an advanced powder coat paint finish, the CAE enclosure range offers excellent protection against the elements. The base frame which extends beyond the enclosure reduces handling damage, whilst side-hinged doors enhance maintenance access and hook latches ensure operator safety by preventing unintended closure. Access for radiator cleaning and maintenance is through easily removed end panels.

Designed for today's world...

...in Finance



...in Healthcare



...in Industry



...in Retail



# FG Wilson DCP-10

A suite of fully digital control panels accompany the 24 – 220 kVA range. Provided as standard, the FG Wilson DCP-10 digital control panel offers simple, intuitive control of your generator set and is suitable for use in mains failure applications in conjunction with an automatic transfer panel. Key information including diagnostics, is displayed via the LCD screen and LED's using universally recognised symbols.



## DCP-10

- Engine & AC Monitoring
- Run/Auto keys with LED indicators
- Spare Digital Input/Output channels
- Active Voltage sender functionality
- Configuration of parameters via front panel or by PC via mini USB interface

# PowerWizard 1.1, 1.1+, 2.1

The PowerWizard digital control panels combine straightforward menu navigation with advanced metering and protection technology. They allow easy generator set monitoring and control with an enhanced range of features and options. Suitable for use in mains failure applications in conjunction with automatic transfer panels, they provide diagnostic information as required.



## PowerWizard 1.1 / 1.1+

- Engine & AC Monitoring
- Run/Auto keys with LED indicators
- Additional Spare Digital Input/Output channels
- Active Voltage sender functionality
- Configuration of parameters via front panel or by service tool
- Additional Analogue input channel (1.1+ only)
- Under/Overvoltage protection (1.1+ only)



## PowerWizard 2.1

- Additional monitoring, options and protection
- AC power metering
- Data link for long distance annunciator
- Reverse power protection provided as standard
- Remote monitoring via MODBUS



# Technical Data

## 24 – 220 kVA Range – Non-Emissions Compliant Models

24 – 220 kVA MODELS												
			50 Hz				60 Hz					
Model	Engine	Alternator	Prime		Standby		Prime		Standby			
			kVA	kW	kVA	kW	kVA	kW	kVA	kW	kVA	kW
P26-3S	1103A-33G1	LLB1514J	24.0	24.0	26.0	26.0	-	-	-	-	-	-
P40-3S	1103A-33TG1	LLB1514P	36.0	36.0	40.0	40.0	40.0	40.0	45.0	45.0	45.0	45.0
P50-5S	1103A-33TG2	LLB3114D	45.0	45.0	50.0	50.0	55.0	55.0	60.0	60.0	60.0	60.0
P90-3S	1104C-44TAG2	LLB3114H	82.0	82.0	90.0	90.0	90.0	90.0	99.5	99.5	99.5	99.5
P33-3	1103A-33G1	MJB 160 MB4	30.0	24.0	33.0	26.4	33.8	27.0	37.5	30.0	30.0	30.0
P50-3	1103A-33TG1	MJB 200 SB4	45.0	36.0	50.0	40.0	50.0	40.0	56.3	45.0	45.0	45.0
P55-3	1103A-33TG2	MJB 200 SB4	50.0	40.0	55.0	44.0	56.3	45.0	62.5	50.0	50.0	50.0
P65-5	1103A-33TG2	MJB 200 MA4	60.0	48.0	65.0	52.0	68.8	55.0	75.0	60.0	60.0	60.0
P88-3	1104A-44TG2	MJB 200 LA4	80.0	64.0	88.0	70.4	90.0	72.0	100.0	80.0	80.0	80.0
P110-3	1104C-44TAG2	MJB 225 MA4	100.0	80.0	110.0	88.0	113.0	90.4	125.0	100.0	100.0	100.0
P150-5	1106A-70TG1	MJB 225 LA4	135.0	108.0	150.0	120.0	150.0	120.0	165.0	132.0	132.0	132.0
P165-5	1106A-70TAG2	MJB 250 MA4	150.0	120.0	165.0	132.0	168.8	135.0	187.5	150.0	150.0	150.0
P200-3	1106A-70TAG3	MJB 250 MA4	180.0	144.0	200.0	160.0	200.0	160.0	218.8	175.0	175.0	175.0
P220-3	1106A-70TAG4	MJB 250 LA4	200.0	160.0	220.0	176.0	-	-	-	-	-	-

DIMENSIONS												
Model	Open Set				Enclosed Set (CAL)				Enclosed Set (CAE)			
	Length (mm)	Width (mm)	Height (mm)	Weight (kg)	Length (mm)	Width (mm)	Height (mm)	Weight (kg)	Length (mm)	Width (mm)	Height (mm)	Weight (kg)
P26-3S	1570	760	1229	699	-	-	-	-	2120	970	1525	991
P40-3S	1680	760	1336	779	2291	1026	1426	994	2300	1120	1525	1247
P50-5S	1680	760	1336	912	2291	1026	1426	1127	2300	1120	1525	1340
P90-3S	1980	890	1374	1131	2761	1126	1535	1398	2770	1120	1525	1613
P33-3	1570	760	1229	712	1864	898	1253	846	2120	970	1525	1002
P50-3	1680	760	1336	810	2291	1026	1426	1025	2300	1120	1525	1237
P55-3	1680	760	1336	810	2291	1026	1426	1025	2300	1120	1525	1237
P65-5	1680	760	1336	852	2291	1026	1426	1067	2300	1120	1525	1279
P88-3	1870	840	1367	1002	2291	1126	1426	1202	2300	1120	1525	1416
P110-3	1980	890	1317	1132	2761	1126	1535	1400	2770	1120	1525	1615
P150-5	2450	1010	1544	1428	3515	1126	1681	1754	3520	1120	1815	1975
P165-5	2450	1010	1544	1566	3515	1126	1681	1892	3520	1120	1815	2113
P200-3	2510	1010	1640	1650	3515	1326	1681	2074	3520	1320	1815	2273
P220-3	2510	1010	1640	1735	3515	1326	1681	2159	3520	1320	1815	2203

Ratings are based on maximum generator set output – this may vary depending on voltage code selected.

## STANDARD FEATURES

Electronic governor\*

Engine-mounted battery charging alternator

Engine-mounted fuel and water separator

Low oil pressure protection

High water temperature protection

Air filters

Alternator with IP23 protection

Coastal insulation protection and RFI filter\*

Automatic voltage regulator

Robust steel constructed base frame

8 hr fuel tank

Base frame lifting points

Coolant drain valve

Lube oil drain valve

Customer connection fuel sockets

DCP-10 / PowerWizard 1.1 control panel\*

3-POLE circuit breaker

Exhaust stub pipe and gasket

Radiator fan and charging alternator guards

50% antifreeze (protection to -36°C)

Battery connection cables, tray and clamp

\*Model Dependent

## OPTIONAL FEATURES\*

Sound attenuated CAE galvanised enclosure	Low coolant temperature alarm
Sound attenuated CAL enclosure with galvanised option	Low coolant level shutdown
Coolant heater	Fuel level switch
Anti-condensation heater	Low fuel level shutdown
3 Phase sensing	Low fuel level alarm
Quadrature droop kit	High fuel level alarm
PMG	Set of volt free contacts for common alarm
Coastal ingress protection	Volt free contacts for generator set running
PowerWizard 1.1+ control panel	Speed adjust potentiometer/switch
PowerWizard 2.1 control panel	Voltage adjust potentiometer
4-POLE breakers	Panel mounted audible alarm
Load transfer panels	Earth fault
Neutral earth link	Earth leakage
Skid base	Overload via alarm switch on breaker
Wide tank base	Static battery charger
Defra banded fuel tank	Tool kit
Industrial silencer (10 dBA reduction)	Stone guard and radiator transition flange
Residential silencer (25 dBA reduction)	Packing case
Silencer indoor installation kit	CE certification
Lead-acid battery (dry)	

# Technical Data

## 24 – 220 kVA Range – Emissions Optimised (EU Stage II) and †EU Stage IIIa Models

24 – 220 kVA MODELS											
		50 Hz						60 Hz			
Model	Engine	Alternator	Prime		Standby		Prime		Standby		
			kVA	kW	kVA	kW	kVA	kW	kVA	kW	
P26-6S†	1103D-33G3	LLB1514J	24.0	24.0	26.0	26.0	-	-	-	-	
P40-4S	1103C-33TG2/3	LLB1514P	36.0	36.0	40.0	40.0	-	-	-	-	
P55-6S†	1104D-44TG2/3	LLB3114D	50.0	50.0	55.0	55.0	-	-	-	-	
P90-6S†	1104D-E44TAG2	LLB3114H	82.0	82.0	90.0	90.0	-	-	-	-	
P33-6†	1103D-33G3	MJB 160 MB4	30.0	24.0	33.0	26.4	-	-	-	-	
P50-4	1103C-33TG2/3	MJB 200 SB4	45.0	36.0	50.0	40.0	-	-	-	-	
P55-4	1104C-44TG2/3	MJB 200 SB4	50.0	40.0	55.0	44.0	-	-	-	-	
P65-6†	1104D-44TG2/3	MJB 200 MA4	60.0	48.0	65.0	52.0	-	-	-	-	
P88-6†	1104D-E44TAG1	MJB 200 LA4	80.0	64.0	88.0	70.4	-	-	-	-	
P110-6†	1104D-E44TAG2	MJB 225 MA4	100.0	80.0	110.0	88.0	-	-	-	-	

DIMENSIONS												
Model	Open Set				Enclosed Set (CAL)				Enclosed Set (CAE)			
	Length (mm)	Width (mm)	Height (mm)	Weight (kg)	Length (mm)	Width (mm)	Height (mm)	Weight (kg)	Length (mm)	Width (mm)	Height (mm)	Weight (kg)
P26-6S†	1570	760	1229	699	-	-	-	-	2120	970	1525	991
P40-4S	1680	760	1336	771	-	-	-	-	2300	1120	1525	1199
P55-6S†	1870	840	1333	941	2291	1026	1426	1142	2300	1120	1525	1355
P90-6S†	1980	890	1494	1208	2761	1126	1535	1430	2770	1120	1525	1653
P33-6†	1570	760	1229	712	1864	989	1349	846	2120	970	1525	1002
P50-4	1680	760	1336	802	-	-	-	-	2300	1120	1525	1229
P55-4	1870	840	1336	864	-	-	-	-	2300	1120	1525	1277
P65-6†	1870	840	1336	906	2291	1026	1426	1107	2300	1120	1525	1279
P88-6†	1980	890	1367	1135	2761	1126	1535	1401	2770	1120	1525	1554
P110-6†	1980	890	1435	1252	2761	1126	1535	1460	2770	1120	1525	1744

Ratings are based on maximum generator set output - this may vary depending on voltage code selected.

# Standard and Optional Features

24 – 220 kVA Range – Emissions Optimised (EU Stage II) and EU Stage IIIa Models

## STANDARD FEATURES

- Electronic governor\*
- Engine-mounted battery charging alternator
- Engine-mounted fuel and water separator
- Low oil pressure protection
- High water temperature protection
- Air filters
- Alternator with IP23 protection
- Coastal insulation protection and RFI filter\*
- Automatic voltage regulator
- Robust steel constructed base frame
- 8 hr fuel tank
- Base frame lifting points
- Coolant drain valve
- Lube oil drain valve
- Customer connection fuel sockets
- DCP-10 / PowerWizard 1.1 control panel\*
- 3-POLE circuit breaker
- Exhaust stub pipe and gasket
- Radiator fan and charging alternator guards
- 50% antifreeze (protection to -36°C)
- Battery connection cables, tray and clamp

## OPTIONAL FEATURES\*

- Sound attenuated CAE galvanised enclosure
- Sound attenuated CAL enclosure with galvanised option
- Coolant heater
- Anti-condensation heater
- 3 Phase sensing
- Quadrature droop kit
- PMG
- Coastal ingress protection
- PowerWizard 1.1+ control panel
- PowerWizard 2.1 control panel
- 4-POLE breakers
- Load transfer panels
- Neutral earth link
- Skid base
- Wide tank base
- Defra bunded fuel tank
- Industrial silencer (10 dBA reduction)
- Residential silencer (25 dBA reduction)
- Silencer indoor installation kit
- Lead-acid battery (dry)
- Low coolant level shutdown
- Fuel level switch
- Low fuel level shutdown
- Low fuel level alarm
- High fuel level alarm
- Set of volt free contacts for common alarm
- Volt free contacts for generator set running
- Speed adjust potentiometer/switch
- Voltage adjust potentiometer
- Panel mounted audible alarm
- Earth fault
- Earth leakage
- Overload via alarm switch on breaker
- Static battery charger
- Tool kit
- Stone guard and radiator transition flange
- Packing case
- CE certification
- Low coolant temperature alarm

\*Model Dependent

# ONE Global Standard

FG Wilson has built its reputation on providing you with reliable, fuel efficient diesel and gas generator sets.

Our ONE Global Quality Standard ensures that every FG Wilson generator set is designed and manufactured to the highest UK standards. With world-class production processes replicated at all our manufacturing facilities, each achieving ISO 9001 and ISO 14001 certification, we deliver a quality product every time.

With worldwide logistics that span the globe, and a distribution network of 370 Dealers in over 150 countries, we provide reliable power and ongoing support when and where you need it.





[www.FGWilson.com](http://www.FGWilson.com)

---