



SUPPORT. ON A WHOLE NEW LEVEL.



6.8 - 220 kVA Diesel Generator Sets
Powered by Cat[®] C1.1 - C7.1 Engines

BUILT FOR IT.™





WHEN IT COMES TO PROVIDING YOU WITH DEPENDABLE POWER, CATERPILLAR HAS GOT IT COVERED...

With four years Extended Service Coverage offered on every generator set in the 6.8 – 220 kVA range*, you get all the durability and reliability you need, with unrivaled support built-in.

Providing reliable energy solutions for every kind of business, the 6.8 - 220 kVA power range is designed, engineered and manufactured for optimal performance – even in the most demanding conditions – to deliver dependable, clean, economical power.

Backed with a promise, every standby generator set comes with four years Extended Service Coverage (ESC), protecting your initial investment and providing peace of mind. Also available as an option for prime powered applications, your ESC provides additional protection throughout and beyond your Caterpillar warranty period and is fully extendable and flexible to meet your ongoing needs, for a lifetime of support.

Committed to your success, your local Cat dealer is always on hand to provide a comprehensive suite of full lifecycle services beginning with the prompt delivery of your ready-to-run generator set.

SUPPORT. ON A WHOLE NEW LEVEL.


* Included as a feature for standby applications
Offered as an option for prime powered applications

**ESC PROVIDES PEACE OF MIND ON
A GLOBAL SCALE, KNOWING THAT
YOUR INVESTMENT IS PROTECTED
BY THE POWER OF CATERPILLAR,
WHEREVER YOU ARE.**

Benefits of ESC:

- Peace of mind with four year protection coverage for parts and labour expenses* at no extra cost to your business.
- Confidence that repairs are conducted by expert Caterpillar trained technicians using genuine Cat parts.
- Assurance that your investment will continue to run at its original operating specifications, meeting all requirements for safe use and environmental compliance.
- Lifetime support with rolling ESC available throughout the life of your generator set

For full details on Extended Service Coverage*, please contact your local Cat dealer.



READY-TO-RUN DEPENDABLE POWER



FILTERS

Cartridge-type, industrial-quality air filters and canister-type oil and fuel filters are easily replaceable which means easier service.

CONTROL PANEL

Standard EMCP4.1 control panel is fully equipped with all necessary engine gauges, AC meters, protective relays and warnings for most installations. Optional EMCP4.2 is available for additional functionality.

WIRING

DC-engine wiring and AC-generator wiring are separated to allow for added safety and contained within individual fluid resistant looms to ensure reliability. Each loom terminates at the control panel with industrial-grade multi-pin connector for ease of service. Mechanically held plug and socket attachments provide fast, convenient inspection and replacement of systems. Looms are "keyed" to prevent incorrect installation when service is required.

CIRCUIT BREAKERS

Fully rated mainline circuit breaker housed in vibration-isolated sheet steel enclosure, with removable cover plate, mounted integrally with generator set. Oversized electrical stub-up area is located directly below circuit breaker and can be terminated both vertically and horizontally which provides installation flexibility.

VOLTAGE REGULATOR

Fully sealed regulator accurately maintains load voltage at $\pm 0.5\%$ from no load to full load providing a steady voltage level which is important for any associated sensitive equipment.





The 6.8 - 220 kVA power range provides the full Caterpillar offering from the industry leading Cat engine (C1.1, C1.5, C2.2, C3.3, C4.4, C7.1) through to the EMCP 4.1 control panel, to deliver all the durability and reliability you need. Choose from prime power or standby service, available with a wide range of configurations and variety of options.

RUNNING TIME


Our fuel tanks provide a minimum of eight hours of performance at 100 percent of the rated load in prime applications which allows operations to continue for an entire work shift or for the duration of most outages without interruption.

MODULAR DESIGN

In segmenting our generator sets into smaller modular parts, customers can easily upgrade their generator set to better meet their specific needs and/or local requirements.

INSTALLATION FOOTPRINT

Smaller, more compact, generator sets mean lower installation costs and less required space.



ENGINE

Reliable Cat diesel engines power these generator sets that deliver excellent fuel efficiency and product life. Industrial capability (approximately 10 dBA reduction) engine silencer is supplied loose. Service points are positioned for safe, easy access. All generator sets are shipped with engine, oil and coolant so they arrive on-site ready to run.

GUARDS

Complete heavy-gauge steel guarding with access hatches to all rotating parts, including cooling fan, charging alternator and drive belts for easy servicing. Optional exhaust manifold and turbocharger guards are also available for added safety and/or if required to meet local requirements.

STARTER MOTOR, ALTERNATOR, BATTERIES AND CABLES

All generator sets include industry-leading, high-capacity, maintenance-free batteries, battery rack (mounted on the tank base) and heavy-duty interconnecting cables with terminations for minimal service requirements and reliable starting.

VIBRATION ISOLATORS

Rubber pad anti-vibration mountings isolate tank base and control tower from engine/generator assembly thereby minimizing vibrations from the generator set during operation and isolating the generator set from external sources of vibration when not operating.

TANK BASE

Tank base incorporates enhanced lifting and mounting points for ease of installation. Anti-vibration pads affixed between the engine/generator feet and base isolate rotating parts. Welded integral steel tank base is standard. Optional dual wall steel tank base for total fluid containment is available to minimize environmental risks and/or meet local requirements. Optional narrow skid base is also available for ease of installation.



ENGINEERED TO ENDURE.

The selection of weather-protective and sound-attenuated enclosures for the 6.8 - 220 kVA power range all deliver superior durability, security and convenience.

Built to endure, these enclosures are manufactured with corrosion-resistant galvanized steel components and are finished with scratch- and rust-resistant powder coated paint along with high-grade thermoplastic components, which are weather resistant and UV stable.

For safety and security, the control panel viewing window and access doors for the fuel fill and battery are lockable.

Installation and service are made easy with oversized hinged or lift-off doors, excellent cable access, purpose-designed drag points in the base and a single-point lifting eye.

For full details of available options, please refer to pages 9-10.

NOISE ABSORPTION AND SOUND ATTENUATION

Noise absorbent materials help make our sound attenuated generator set enclosures among the quietest on the market. Smart design minimizes noise breakout for sound levels that are typically less than 70 dBA@7 meters.

INTERNAL EXHAUST SILENCER SYSTEM

The internal silencer system enhances generator set safety, aesthetics and silencer life on the full range of enclosures for our 6.8-220 kVA generator sets.

CONVENIENT ACCESS

To allow for faster, easier maintenance, all regularly serviced parts are located on one side and covered by oversized hinged or lift-off doors. A tower control with a full height hinged door and removable gland plate allows full access to cable from both vertical and horizontal directions. Fuel pipe installation is through dedicated access holes located on the side wall of the base tank which greatly simplifies installation. Base frame drag points and an internal single-point lift allow for easy handling.

CORROSION & DAMAGE RESISTANCE

The 6.8 - 220 kVA range also features zinc phosphate and polyester powder coating. The 24 – 220 kVA range of enclosures have air handling units and corner posts (level 2 only) made from UV stable thermoplastic, a non-corrosive, robust material, providing additional protection against the elements and during transit. All enclosures for this range, 6.8 - 220 kVA, have a base frame that is designed to overhang around the enclosure for maximum protection against handling damage.



6.8 - 22 kVA SOUND ATTENUATED LEVEL 2 ENCLOSURE

Providing excellent sound attenuation (62.5 - 66.2 dBA for 50 Hz models at 7m / 62.7 - 69.3 dBA for 60 Hz models at 7m), this enclosure is the sole offering for the 6.8-22 kVA range of generator sets. Service and maintenance access is made easy with removable front and rear access panels and side hinged doors on both sides that open to 180° and lift off at 90° degrees. Skid base is also optional.




30-220 kVA SOUND ATTENUATED LEVEL 1 ENCLOSURE

Offering a cost effective, robust and secure enclosure with competitive sound attenuation (63 - 72.6 dBA for 50 Hz models at 7m / 67.2 - 73.2 dBA for 60 Hz models at 7m) this is one of the options available for models within the 30 - 220 kVA range of generator sets. Also available with a skid base option.



24-220 kVA SOUND ATTENUATED LEVEL 2 ENCLOSURE

Offering excellent sound attenuation (62.4 - 70.0 dBA for 50 Hz models at 7m / 66.8 - 71.5 dBA for 60 Hz models at 7 m) the Level 2 enclosure is available for all models within the 24 - 220 kVA range. For added protection this enclosure has high grade UV stable thermoplastic corner posts and is available with a full range of options including extended capacity dual wall fuel tank base, rental pack and CEE Form sockets.



CAT CONTROL PANEL OFFERINGS

Our EMCP4.1 control panel provides AC metering, protective relaying as well as engine and generator control and monitoring. Our EMCP4.2 control panel offers you the same plus optional instrumentation, shutdowns/alarms and state-of-the-art communication for remote monitoring and control — commanding up to eight generator sets with one virtual computer screen control panel.

Each has the modular flexibility of being easily interchanged, with similar dimensions and hardware. The EMCP 4.2 also allows for open protocol communication to ensure remote monitoring compatibility with most building management or supervisory control systems.

EMCP4.1

Digital control panel with advanced protection

EMCP4.2

Digital control panel with advanced protection and remote communications

6.8 - 22 kVA Range

SINGLE PHASE

Generator Set Model	Engine	Frequency (Hz)	Standby		Prime		Length		Width		Height		Weight	
			(kVA)	(ekW)	(kVA)	(ekW)	(mm)	(in)	(mm)	(in)	(mm)	(in)	(kg)	(lb)
DE7.5E3S	C1.1	50	7.5	7.5	6.8	6.8	1400	55.1	620	24.4	996	39.2	308	679
		60	8.8	8.8	8.0	8.0								
DE11E3S	C1.5	50	11.0	11.0	10.0	10.0	1400	55.1	620	24.4	1054	41.5	384	847
		60	13.0	13.0	12.0	12.0								
DE14E3S	C2.2	50	14.0	14.0	13.0	13.0	1500	59.1	620	24.4	1115	43.9	446	983
		60	17.0	17.0	15.5	15.5								
DE16E3S	C2.2	50	16.5	16.5	15.0	15.0	1500	59.1	620	24.4	1115	43.9	454	1001
		60	19.4	19.4	17.6	17.6								

THREE PHASE

Generator Set Model	Engine	Frequency (Hz)	Standby		Prime		Length		Width		Height		Weight	
			(kVA)	(ekW)	(kVA)	(ekW)	(mm)	(in)	(mm)	(in)	(mm)	(in)	(kg)	(lb)
DE9.5E3	C1.1	50	9.5	7.6	8.5	6.8	1400	55.1	620	24.4	996	39.2	301	664
		60	11.0	8.8	10.0	8.0								
DE13.5E3	C1.5	50	13.5	10.8	12.5	10.0	1400	55.1	620	24.4	1054	41.5	377	831
		60	16.5	13.2	15.0	12.0								
DE18E3	C2.2	50	18.0	14.4	16.5	13.2	1500	59.1	620	24.4	1115	43.9	441	972
		60	22.0	17.6	20.0	16.0								
DE22E3	C2.2	50	22.0	17.6	20.0	16.0	1500	59.1	620	24.4	1115	43.9	454	1001
		60	25.0	20.0	22.5	18.0								

Standard Features

- Engine lubricating oil
- Air cleaner with single disposable element
- EMCP4.1 control panel
- Radiator and cooling fan with guards
- Coolant drain line with valve
- Oil drain line with valve
- Cat Extended Life Coolant
- Base, formed steel with single wall integral 8-hour fuel tank
- 12V Battery with rack & cables
- IP23 Protection for generator
- 3 Pole Circuit Breaker
- Industrial Silencer (10 dBA)

Optional Features

- Extended Service Coverage
- Sound Attenuated Level 2 enclosure (Galvanized)
- CE Certification
- EMCP4.2 Control panel
- Extended Capacity dual wall fuel tank base (minimum 36 hour @ 75% Prime)
- Skid base for open and enclosed generator sets
- Single point lift
- Coolant Heater
- 1000 hr Extended Service Interval
- Base Feet
- Low Coolant Level Shutdown
- Low Fuel Level Alarm
- 4 Pole Circuit Breaker
- Coastal Insulation Protection
- Neutral Earth Link
- Static battery charger
- Emergency stop with key
- Volt-free contacts

24 - 220 kVA Range

SINGLE PHASE

Generator Set Model	Engine	Frequency (Hz)	Standby		Prime		Length		Width		Height		Weight	
			(kVA)	(ekW)	(kVA)	(ekW)	(mm)	(in)	(mm)	(in)	(mm)	(in)	(kg)	(lb)
DE26E0S	C3.3	50	26.0	26.0	24.0	24.0	1540	60.6	970	38.2	1361	53.6	840	1852
		60	–	–	–	–								
DE26E3S	C3.3	50	26.0	26.0	24.0	24.0	1540	60.6	970	38.2	1361	53.6	840	1852
		60	–	–	–	–								
DE40E0S	C3.3	50	40.0	40.0	36.0	36.0	1925	75.8	1120	44.1	1361	53.6	927	2044
		60	45.0	45.0	40.0	40.0								
DE40E2S	C3.3	50	40.0	40.0	36.0	36.0	1925	75.8	1120	44.1	1361	53.6	879	1938
		60	–	–	–	–								
DE50E0S	C3.3	50	50.0	50.0	45.0	45.0	1925	75.8	1120	44.1	1361	53.6	995	2194
		60	60.0	60.0	55.0	55.0								
DE55E3S	C4.4	50	55.0	55.0	50.0	50.0	1925	75.8	1120	44.1	1361	53.6	1035	2282
		60	–	–	–	–								
DE90E2S	C4.4	50	90.0	90.0	82.0	82.0	2089	82.2	1120	44.1	1375	54.1	1213	2674
		60	99.5	99.5	90.0	90.0								
DE90E3S	C4.4	50	90.0	90.0	82.0	82.0	2089	82.2	1120	44.1	1495	58.9	1253	2762
		60	–	–	–	–								

Standard Features

- Engine lubricating oil
- Air cleaner with single disposable element
- EMCP4.1 control panel
- Radiator and cooling fan with guards
- Coolant drain line with valve
- Oil drain line with valve
- Cat Extended Life Coolant
- Base, formed steel with single wall integral 8-hour fuel tank
- 12V Battery with rack & cables
- IP23 Protection for generator
- 3 Pole Circuit Breaker
- Industrial Silencer (10 dBA)

Optional Features

- Extended Service Coverage
- Sound Attenuated Level 1 enclosure (Galvanized)
- Sound Attenuated Level 2 enclosure (Galvanized)
- CE Certification
- EMCP4.2 Control panel
- Extended Capacity dual wall fuel tank base (minimum 12 hour @ 75% Prime) (Not available with Level 1 enclosure)
- Skid base for open and Level 1 enclosed generator sets
- Residential Silencer (25 dBA)
- Coolant Heater
- Permanent Magnet Generator (not available with generator sets below 50 kVA)
- Low Coolant Level Shutdown
- Low Fuel Level Alarm
- 4 Pole Circuit Breaker
- Coastal Insulation Protection
- CEE Form Sockets (available with Level 2 enclosure only)
- Rental Pack (available with Level 2 enclosure only) includes: Base feet, three way fuel valves, Racor Filter, Battery Isolator switch and Breaker extension terminals
- Anti-Condensation Heater
- Neutral Earth Link
- Static battery charger
- Emergency stop with key
- Volt-free contacts

24 - 220 kVA Range

THREE PHASE

Generator Set Model	Engine	Frequency (Hz)	Standby		Prime		Length		Width		Height		Weight	
			(kVA)	(ekW)	(kVA)	(ekW)	(mm)	(in)	(mm)	(in)	(mm)	(in)	(kg)	(lb)
DE33E0	C3.3	50	33.0	26.4	30.0	24.0	1540	60.6	970	38.2	1361	53.6	840	1852
		60	37.5	30.0	33.8	27.0								
DE33E3	C3.3	50	33.0	26.4	30.0	24.0	1540	60.6	970	38.2	1361	53.6	840	1852
		60	–	–	–	–								
DE50E0	C3.3	50	50.0	40.0	45.0	36.0	1925	75.8	1120	44.1	1361	53.6	871	1920
		60	56.3	45.0	50.0	40.0								
DE50E2	C3.3	50	40.0	40.0	36.0	36.0	1925	75.8	1120	44.1	1361	53.6	879	1938
		60	–	–	–	–								
DE55E2	C4.4	50	55.0	44.0	50.0	40.0	1925	75.8	1120	44.1	1361	53.6	916	2019
		60	–	–	–	–								
DE65E0	C3.3	50	65.0	52.0	60.0	48.0	1925	75.8	1120	44.1	1361	53.6	887	1956
		60	75.0	60.0	68.8	55.0								
DE65E3	C4.4	50	65.0	52.0	60.0	48.0	1925	75.8	1120	44.1	1361	53.6	927	2044
		60	–	–	–	–								
DE88E0	C4.4	50	88.0	70.4	80.0	64.0	1925	75.8	1120	44.1	1361	53.6	1071	2361
		60	100.0	80.0	90.0	72.0								
DE88E3	C4.4	50	88.0	70.4	80.0	64.0	2089	82.2	1120	44.1	1400	55.1	1129	2489
		60	–	–	–	–								
DE110E2	C4.4	50	110.0	88.0	100.0	80.0	2089	82.2	1120	44.1	1375	54.1	1147	2529
		60	125.0	100.0	113.0	90.4								
DE110E3	C4.4	50	110.0	88.0	100.0	80.0	2089	82.2	1120	44.1	1495	58.9	1237	2727
		60	–	–	–	–								
DE165E0	C7.1	50	165.0	132.0	150.0	120.0	2500	98.4	1120	44.1	1528	60.2	1631	3596
		60	187.5	150.0	168.8	135.0								
DE200E0	C7.1	50	200.0	160.0	180.0	144.0	2500	98.4	1320	52.0	1626	64.0	1718	3788
		60	–	–	–	–								
DE220E0	C7.1	50	218.0	174.4	200.0	160.0	2500	98.4	1320	52.0	1626	64.0	1718	3788
		60	–	–	–	–								



We're here to provide dependable power for all your operations. Your Cat dealer is equipped with a full range of products, services and invaluable expertise to keep the generator set you trust today the one you trust 20 years from now.

To find your nearest dealer, go to www.cat.com



Learn more at cat.com

*Contact your local Cat dealer for complete specifications.

LEXE0850-00 October 2014

© 2014 Caterpillar. All Rights Reserved. CAT, CATERPILLAR, BUILT FOR IT, their respective logos, "Caterpillar Yellow," the "Power Edge" trade dress, as well as corporate and product identity used herein, are trademarks of Caterpillar and may not be used without permission.

