

# D6T

## Track-Type Tractor



### Engine

Engine Model	Cat® C9.3 ACERT™
Emissions	U.S. EPA Tier 4 Final/EU Stage IV/ Korea Tier 4
Engine Power (Maximum)	
SAE J1995	192 kW
ISO 14396	190 kW
ISO 14396 (DIN)	258 hp

### Engine (continued)

Net Power (Rated)	
ISO 9249/SAE J1349	154 kW
ISO 9249/SAE J1349 (DIN)	210 hp
Net Power (Maximum)	
ISO 9249/SAE J1349	180 kW
ISO 9249/SAE J1349 (DIN)	244 hp



D6T Features

Versatility

*The Cat D6T dozer leads the way in versatility. Choose from XW, XL or LGP configurations, then outfit the machine for the type of work you do from a wide range of blade, undercarriage, track and rear implement choices.*

Easy to Operate

*The latest D6T model gives you added comforts like a quieter cab, easy closing cab doors and a heated/ventilated seat option. Features like Enhanced Auto Shift, Stable Blade Control and Selectable Electro-hydraulic maps help improve your overall efficiency and productivity.*

Cat Connect Technologies

*Standard Cat Slope Indicate and Cat Stable Blade help you get jobs done faster and more accurately. Optional GRADE technologies, like Cat Grade Control 3D and Cat AccuGrade™, allow you to choose features that match your job site needs for scalability, capability and budget.*

Efficient

*Improved fuel economy over the previous model and efficient use of Diesel Exhaust Fluid (DEF) gives you excellent overall fluid efficiency.*

Contents

Power and Performance.....4

Operator Environment.....6

Emissions Technology .....7

Integrated Technologies.....8

Equipped for the Job .....10

Safety .....11

Sustainability .....11

Serviceability and Customer Support.....12

Special Arrangements .....14

Specifications.....15

Standard Equipment.....21

Optional Equipment.....22







The Cat D6T dozer has earned a global reputation for outstanding versatility. The D6T has the pushing power you want for heavy dozing applications and the fine control you need for finish grading – all in one easy-to-transport machine. A choice of configurations, undercarriage and track, rear implements and blades give you multiple options to put together a machine ideally suited to the work you do day after day. Industry leading resale value helps you get the most from your equipment investment. The D6T meets U.S. EPA Tier 4 Final/EU Stage IV/Korea Tier 4 emission standards.





A Cat C9.3 ACERT engine gives you the power and reliability you need to get the job done. Improved fuel economy over the previous model and efficient use of Diesel Exhaust Fluid (DEF) gives you excellent overall fluid efficiency.

### **Differential Steering**

Differential Steering maintains full power to both tracks for best-in-class turning, even with a full blade load. When one track speeds up, the other slows down an equal amount, so you have better maneuverability and faster cycle times. You also get better load capacity, power and speed control in soft conditions because both tracks are powered during turns.

### **Load Sensing Hydraulics**

Field-proven system senses the load and continuously adjusts hydraulic power to your blade to maximize efficiency.

### **Torque Divider**

A single stage torque divider sends 70 percent of engine torque through a converter and the other 30 percent through a direct drive shaft so you get more power to the ground, more efficiently.

### **Cooling System**

The radiator, air-to-air aftercooler and hydraulic oil cooler are packaged in a single plane, making cleanout easier. Durable, aluminum bar plate construction gives you superior heat transfer and corrosion resistance. Six fins per inch on the standard core allow debris to pass through and help reduce plugging. A standard perforated grill helps protect the cooling system.

In cooler conditions, the hydraulic demand fan reduces speed to conserve power, save fuel and decrease sound levels. An optional reversing fan is available for high debris conditions.





# Power and Performance

Designed to get the job done



## Enhanced Auto Shift

Standard Enhanced Auto Shift helps you save fuel by automatically upshifting/downshifting to maintain the most efficient gear based on load. Three different modes (3-, 6-, 9-speed), plus additional fine ground speed adjustment, allow you to optimize tractor performance to match material and job site conditions.

## Selectable Electro-Hydraulic Maps

Selectable Electro-Hydraulic Maps set the implement response levels – fine, medium, coarse – to match operator preferences and tailor the machine to individual applications.





# Operator Environment

## Comfort and productivity



The latest D6T offers operators added comforts like a quieter cab, easy closing cab doors, a heated/ventilated seat option, manually adjustable armrests and a cup holder with auxiliary power port.

New cab (ROPS) mounted air conditioning gives you more cooling capability, and removes the condenser from under the hood so it is easier to service.

The in-dash display monitors machine conditions in real time. The panel is glare-resistant and illuminated for low-light visibility.

### Implement and Steering Controls

- A single ergonomic handle with a thumb roller controls direction, turning, forward/reverse shifting and gear selection. Tiller style control helps you work precisely in tight spaces.
- Electro-hydraulic controls are standard on the D6T. Low effort controls give you precise control of the blade and rear attachments, as well as easy 6-way control of a VPAT blade.
- A variable throttle control dial lets you use preset engine speeds, customize engine speeds for operator preference or utilize Auto Shift modes.
- Bi-directional shift allows you to automatically select the desired forward/reverse gears and forward/reverse speeds when Enhanced Auto Shift is activated.
- Implement Lock-Out prevents inadvertent operation of hydraulic attachments.





# Emissions Technology

## Proven, integrated solutions

Emissions reduction technology on the D6T is designed to be transparent, with no action required from the operator. Regeneration runs automatically in the background while you work.


### Aftertreatment Technologies

To meet the additional 80 percent reduction in NO<sub>x</sub> emissions required at Tier 4 Final/Stage IV/Korea Tier 4, Caterpillar engineers added Selective Catalytic Reduction (SCR) to the already proven aftertreatment solution.

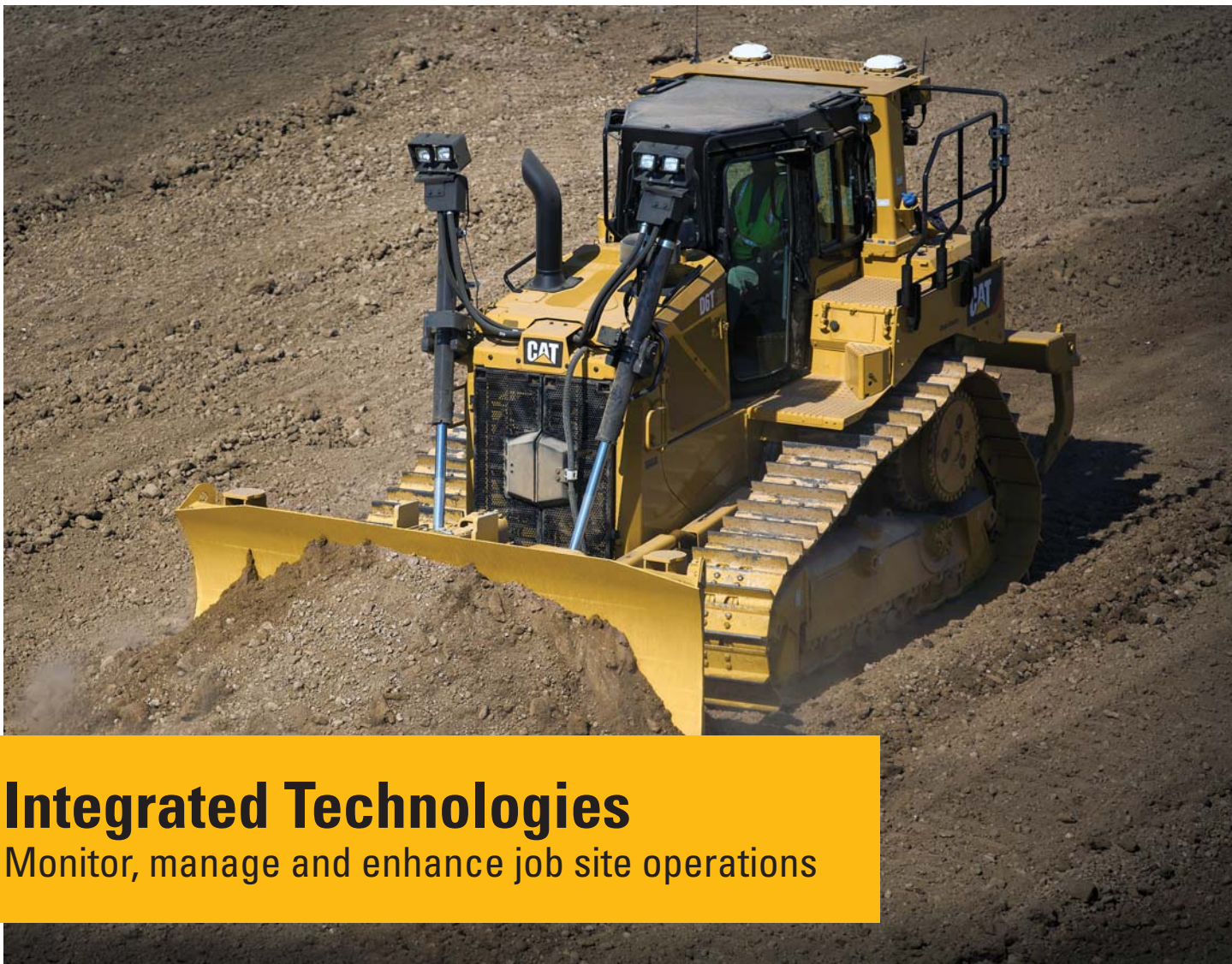
### Diesel Exhaust Fluid

Selective Catalytic Reduction utilizes Diesel Exhaust Fluid (DEF), which can be conveniently refilled when you refuel. A gauge on the dash shows your fluid level. When the machine is turned off, a pump will automatically purge the DEF lines to help prevent the fluid from freezing in the lines and pump. A symbol on the dash and a light/symbol on the Ground Level Service Center indicate when the purge is complete and that it is safe to turn off the electrical disconnect.

If the engine/aftertreatment temperatures are high, a Delayed Engine Shutdown will activate automatically to cool the machine and then purge the lines. For complete aftertreatment information, please refer to your machine's Operation and Maintenance Manual.







# Integrated Technologies

## Monitor, manage and enhance job site operations

Cat Connect makes smart use of technology and services to improve your job site efficiency. Using the data from technology equipped machines, you'll get more information and insight into your equipment and operations than ever before.

Cat Connect technologies offer improvements in these key areas:



**Equipment Management** – increase uptime and reduce operating costs.



**Productivity** – monitor production and manage job site efficiency.



**Safety** – enhance job site awareness to keep your people and equipment safe.

### LINK Technologies

LINK technologies provide wireless capability to machines enabling two-way transfer of information collected by on-board sensors, control modules, and other Cat Connect technologies using off-board apps, such as our VisionLink® software.

### Product Link™/VisionLink

Product Link takes the guesswork out of equipment management. Track location, hours, fuel usage, productivity, idle time, and diagnostic codes through the online VisionLink interface. Manage your fleet in real time so you can maximize efficiency, improve productivity, and lower operating costs.





## **GRADE Technologies**

Cat Connect GRADE technologies help you hit target grade faster and more accurately. Finish jobs in fewer passes, and with less operator effort, saving you time and helping you increase profit.

### **Cat Slope Indicate**

Cat Slope Indicate (S) displays machine cross-slope and fore/aft orientation on the primary monitor, helping operators work more accurately on slopes.

### **Cat Stable Blade**

Cat Stable Blade (S) complements the operator's blade-control input for attaining finish grades quicker with less effort.

### **Cat Grade Control 3D**

Cat Grade Control 3D (O) is a factory integrated grade-control system that enables operators to improve grading efficiency, accuracy, and productivity in both production dozing and fine-grading applications. The integrated design positions antennas on the cab roof, eliminating conventional blade-mounted masts and related cables. The AccuGrade Ready Option (ARO) is part of the package for added versatility, and AutoCarry™ is included to further boost productivity.



### **Cat AccuGrade**

Cat AccuGrade (O) is a dealer-installed aftermarket grade-control system that provides increased grading versatility and the ability to scale capacity to changing needs, providing a choice of lasers for 2D flat-plane and slope work, Global Navigation Satellite System (GNSS) control for complex 3D cuts and contours, and/or systems using a Universal Total Station (UTS) for fine and finish grading.

### **Cat AccuGrade Ready Option**

Cat AccuGrade Ready Option (ARO) (O) allows you to easily install or upgrade to Cat AccuGrade 2D and 3D grade-control systems to add versatility and resale value to your machine.

(S) = Standard

(O) = Optional





# Equipped for the Job

## Optimize your machine

### Undercarriage

The Caterpillar elevated sprocket design helps protect major components from harsh impacts and provides a modular design that is convenient to service. Choose Heavy Duty undercarriage for aggressive applications like land clearing, side-slopes or rocky terrain. Or, choose SystemOne™ undercarriage that is designed to work and wear as a system for longer life and lower costs in many applications. An XL Fine Grading arrangement option is also offered configured for even more precise grading accuracy.

### Blades

L-shaped push arms give you an advantage over diagonal brace designs by bringing the blade closer to the machine for better balance, maneuverability and blade penetration. The design also gives you lateral stability and better cylinder positions for constant pryout capability regardless of blade height. Semi-Universal, Straight and Angle blades feature strong box section design to stand up to the most severe applications. Heavy moldboard construction, hardened bolt-on cutting edges and end bits add strength and durability. A narrow blade and push arms are offered on the D6T XL to keep transport width below 3 meters.

The Variable Pitch Angle Tilt (VPAT) blade allows you to hydraulically adjust lift, angle and tilt for precise results. The VPAT blade is wider to take on a variety of applications so you can use your D6T for spreading material, finish grading, side casting, V-ditching and backfilling. The VPAT blade can be angled for easy shipping.

### Rear Implements

To help you match your D6T to the task at hand, choose a multi-shank ripper, winch, drawbar or rear counterweight.






# Safety

## Designed with protection in mind

- Guard rail enhances safety when refueling or filling Diesel Exhaust Fluid.
- Convenient steps and handles help you get on and off the tractor with greater ease.
- Well appointed cabs with good visibility help operators stay focused and aware.
- A standard Operator Presence detection system allows the machine to idle when the operator is not seated, but locks out the power train and front implements to avoid unintentional movement.
- Optional rear vision camera is available to enhance visibility behind the machine.
- Ground Level Service Center gives convenient access to hour meter, battery disconnect, secondary engine shutdown, DEF purge indicator and access lighting switches.



# Sustainability

## Thinking generations ahead



- The D6T meets Tier 4 Final/Stage IV/Korea Tier 4 emission standards. Improved fuel economy over the previous model and efficient use of Diesel Exhaust Fluid (DEF) gives you excellent overall fluid efficiency.
- Features like Enhanced Auto Shift and a hydraulic demand fan help you save even more fuel, as well as wear and tear on equipment. Technologies like Cat Grade Control 3D and Product Link contribute even more to helping you save on fuel costs
- Major components are built to be rebuilt, eliminating waste and saving you money by giving your dozer a second – and even third – life.



# Serviceability and Customer Support

When uptime counts



## Ease of Service

Like all Cat machines, the D6T is designed to help you get routine service done quickly and efficiently so you can get to work. New, larger engine compartment doors and a lower panel that can be removed without tools gives you easy access to internal components and routine service points. Heavy-duty hinged radiator grill doors have a bolt-on design so you can get to the fan and front side of the cooling package. An optional high speed oil change attachment can make servicing even faster. The Ground Level Service Center gives you quick, easy access to the hour meter, battery disconnect, secondary engine shutdown, DEF purge indicator and optional lighting switches.

An optional refueling pump, accessible from ground level, is designed to make refueling in the field safer and faster. The pump refuels at 50 L/min and includes an automatic shut-off. (Not available in all areas.)






## Cat EMSolutions (Equipment Management Solutions)

**EMSolutions** lets you take control of your fleet with a solution specific to your equipment management needs. Comprehensive, technology-enabled equipment management – combined with the knowledge and expertise of your Cat dealer – can provide ways to help you achieve gains that go straight to your bottom line.

- Improve availability
- Reduce owning and operating costs
- Streamline maintenance practices
- Maximize equipment life
- Increase resale value

Consisting of five levels of support, from remote access to equipment data to complete, proactive management of your fleet, **EMSolutions** allows you to choose the amount of support that's right for you.



## Renowned Cat Dealer Support

From helping you choose the right machine to knowledgeable ongoing support, Cat dealers provide the best in sales and service. Manage costs with preventive maintenance programs like Custom Track Service, Scheduled Oil Sampling (S-O-S<sup>SM</sup>) analysis, and guaranteed maintenance contracts. Stay productive with best-in-class parts availability. Cat dealers can even help you with operator training to help boost your profits. And when it's time for component rebuilds, your Cat dealer can help you save even more with Genuine Cat Remanufactured parts. Receive the same warranty and reliability as new products at cost savings of 40 to 70 percent for power train and hydraulic components.





## Special Arrangements

Purpose-built for performance

### D6T WH Waste Handler

Whether building or closing cells, pushing trash or spreading cover, the D6T WH is designed and built from the frame up to take on the unique challenges of landfill work.

- Specialized guarding, striker bars and seals help protect the machine from impact and airborne debris.
- Bottom and Final Drive guarding help prevent debris from wrapping around or damaging vital components.
- The cooling system is designed for high debris environments, with easy access for cleanout.
- Lights are mounted up and away from main debris area for protection, while still giving you plenty of light on the work area.
- Specialized air handling features help deliver cleaner air to the machine and to the cab.
- Landfill blades and center-hole track shoes help you optimize your waste handler for the job.

### D6T Forestry Arrangement

Put the power and ruggedness of the D6T to work in land clearing or forestry applications.

- Optional Sweeps help protect the cab, top and sides of the machine.
- Screens give added impact protection to cab windows.
- Additional guarding helps protect the underside of the machine from stumps and other heavy debris.
- The cooling system is designed for high debris environments, with easy access for cleanout.



# D6T Track-Type Tractor Specifications

## Engine

Engine Model	Cat C9.3 ACERT
Emissions	U.S. EPA Tier 4 Final/ EU Stage IV/Korea Tier 4
Engine Power (Maximum)	
SAE J1995	192 kW
ISO 14396	190 kW
ISO 14396 (DIN)	258 hp
Net Power (Rated)	
ISO 9249/SAE J1349	154 kW
ISO 9249/SAE J1349 (DIN)	210 hp
Net Power (Maximum)	
ISO 9249/SAE J1349	180 kW
ISO 9249/SAE J1349 (DIN)	244 hp
Bore	115 mm
Stroke	149 mm
Displacement	9.3 L

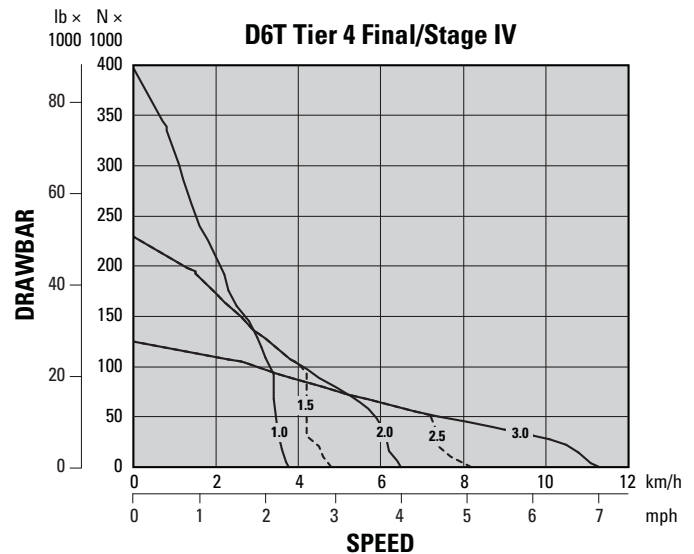
- Rated power occurs at 2,000 rpm.
- Maximum power occurs at 1,600 rpm.
- Net power advertised is the power available at the engine flywheel when the engine is equipped with a fan at maximum speed, air cleaner, muffler and alternator.
- No deratings required up to 2286 m automatic derating occurs.
- All non road Tier 4, Stage IIIB and IV, Japan 2011 and 2014 (Tier 4 Interim and Tier 4 Final) and Korea Tier 4 diesel engines are required to use only Ultra Low Sulfur Diesel (ULSD) fuels containing 15 ppm (EPA), 10 ppm (EU) (mg/kg) sulfur or less. Biodiesel blends up to B20 (20% blend by volume) are acceptable when blended with 15 ppm (mg/kg) sulfur or less ULSD. B20 should meet ASTM D7467 specification (biodiesel blend stock should meet Cat biodiesel spec, ASTM D6751 or EN 14214). Cat DEO-ULS™ or oils that meet the Cat ECF-3, API CJ-4, and ACEA E9 specification are required. Consult your OMM for further machine specific fuel recommendations.
- Diesel Exhaust Fluid (DEF) used in Cat Selective Catalytic Reduction (SCR) systems must meet the requirements outlined in the International Organization for Standardization (ISO) standard 22241.

## Transmission

0.5 Forward	2.7 km/h
0.7 Forward	3.3 km/h
1.0 Forward	3.7 km/h
1.5 Forward	4.7 km/h
1.7 Forward	5.8 km/h
2.0 Forward	6.5 km/h
2.5 Forward	8.2 km/h
2.7 Forward	10.0 km/h
3.0 Forward	11.3 km/h
0.5 Reverse	3.5 km/h
0.7 Reverse	4.2 km/h
1.0 Reverse	4.8 km/h
1.5 Reverse	6.1 km/h
1.7 Reverse	7.4 km/h
2.0 Reverse	8.3 km/h
2.5 Reverse	10.5 km/h
2.7 Reverse	12.7 km/h
3.0 Reverse	14.4 km/h

## Drawbar Pull

0.5-1.0 Forward	382 kN
1.5-2.0 Forward	221 kN
2.5-3.0 Forward	119 kN
2.5-3.0 Forward	119 kN



- All dimensions above with SystemOne undercarriage.



# D6T Track-Type Tractor Specifications

## Service Refill Capacities

Fuel Tank	411 L
DEF Tank	17.1 L
Cooling System	51 L
Engine Crankcase	24.6 L
Power Train	148.0 L
Final Drives (each)	13.5 L
Roller Frames (each)	25.0 L
Pivot Shaft Compartment	5.0 L
Hydraulic Tank	65.5 L

## Hydraulic Controls – Pressures

Maximum Operating Pressures	
Non-VPAT	19 300 kPa
VPAT	21 550 kPa
Steering	40 000 kPa
Relief Pressures	
Non-VPAT	21 700 kPa
VPAT	24 400 kPa

## Hydraulic Controls – Pump

Pump Output	
Fan	93 L/min
Implement	205 L/min
Steering	195 L/min
Lift Cylinder Flow	205 L/min
Tilt Cylinder Flow	110 L/min
Ripper Cylinder Flow	205 L/min
Angle Cylinder Flow – VPAT	190 L/min

## Blades

Capacity	
XL SU-Blade	5.31 m <sup>3</sup>
XL SU Narrow – Blade*	4.95 m <sup>3</sup>
XL A-Blade	3.93 m <sup>3</sup>
XL VPAT-Blade	4.73 m <sup>3</sup>
XW SU-Blade	5.05 m <sup>3</sup>
XW A-Blade	4.3 m <sup>3</sup>
XW VPAT-Blade	5.08 m <sup>3</sup>
LGP S-Blade	3.7 m <sup>3</sup>
LGP A-Blade	5.22 m <sup>3</sup>
LGP VPAT-Blade	5.08 m <sup>3</sup>
Width	
XL SU-Blade	3260 mm
XL SU Narrow – Blade*	2990 mm
XL A-Blade	4160 mm
XL VPAT-Blade	3880 mm
XW SU-Blade	3560 mm
XW A-Blade	4500 mm
XW VPAT-Blade	4160 mm
LGP S-Blade	4040 mm
LGP A-Blade	5070 mm
LGP VPAT-Blade	4160 mm

\* Not available in all regions.



# D6T Track-Type Tractor Specifications

## Winch

Winch Model	PA56
Winch Drive	Mechanical
Control	Mechanical
Weight	1203 kg
Oil Capacity	67 L
Increased Tractor Length	
XL/XW	516 mm
LGP	365 mm
Drum Diameter	254 mm
Rope Diameter	
Recommended	22 mm
Optional	25 mm
Drum Capacity	
22 mm (0.88 in)	88 m
25 mm (1.0 in)	67 m
Cable Ferrule Size (O.D. × Length)	54 mm × 67 mm
Maximum Bare Drum	
Line Pull*	40 700 kg
Line Speed	39.6 m/min
Maximum Full Drum	
Line Pull*	34 600 kg
Line Speed	68.3 m/min

\* Maximum line pull is lesser of calculated line pull at maximum tractor PTO output torque or catalog breaking strength of maximum optional size new IWRC IPS wire rope.

## Drive Train

Type	Mechanical
------	------------

## Ripper

Type	Fixed Parallelogram
Ramp Angle	26 degrees
Pocket Spacing	1000 mm
Shank Gauge	2000 mm
Shank Section	74 mm × 175 mm
Number of Pockets	3
Overall Beam Width	2202 mm
Beam Cross Section	219 mm × 304 mm
Maximum Clearance Raised (under tip)	514 mm
Maximum Penetration	457 mm
Maximum Penetration Force	65.6 kN
Pryout Force	116.5 kN
Weight	
With One Shank	1498 kg
Each Additional Shank	73 kg

## Weights

Operating Weight	
XL A	21 306 kg
XL SU	20 985 kg
XL VPAT	23 663 kg
XL Fine Grading	20 725 kg
XW A	22 191 kg
XW SU	21 788 kg
XW VPAT	24 118 kg
LGP S	22 902 kg
LGP A	24 020 kg
LGP VPAT	24 336 kg
Shipping Weight	
XL A/SU	17 753 kg
XL VPAT	21 394 kg
XL Fine Grading	19 990 kg
XW A/SU	18 414 kg
XW VPAT	20 793 kg
LGP S/A	19 806 kg
LGP VPAT	22 009 kg

- Operating weight includes blade, lubricants, coolant, full fuel tank, standard track, ROPS/FOPS cab, drawbar and operator.
- Shipping weight includes blade lift cylinders (C-frame for VPAT), lubricants, coolant, ROPS/FOPS cab, standard track and 10% fuel.



# D6T Track-Type Tractor Specifications

## Standards

ROPS/FOPS	Meets ROPS criteria ISO 3471:2008 FOPS (Falling Object Protective Structure) meets ISO 3449:2005 Level II
Brakes	Brakes meet the International Standard ISO 10265:2008
Cab	Meets appropriate standards as listed below

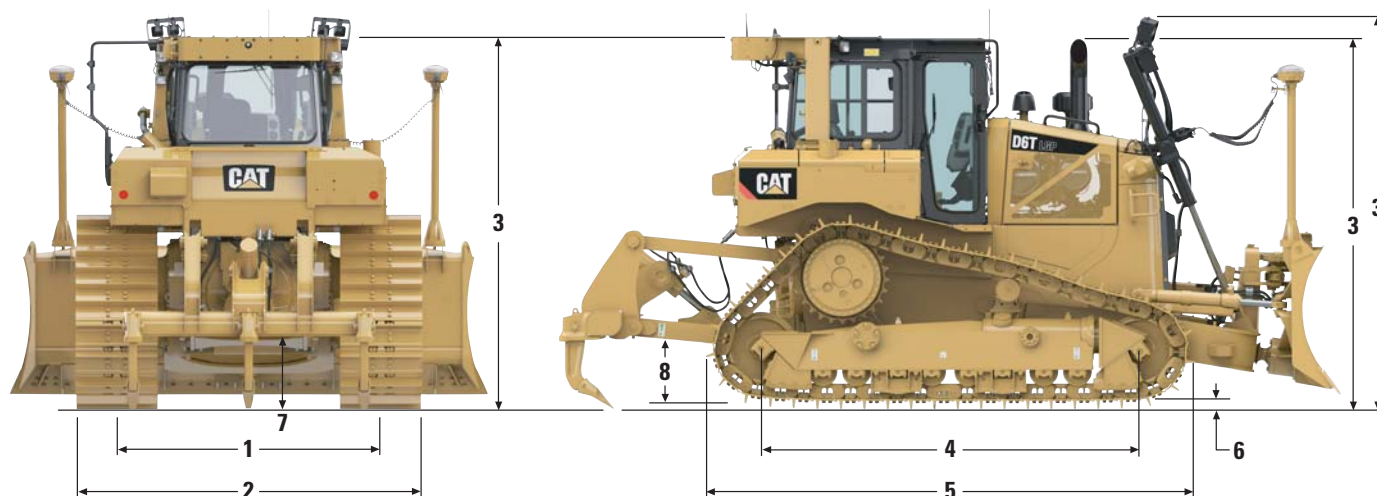
- The declared dynamic operator sound pressure level is 76 dB(A) when “ISO 6396:2008” is used to measure the value for an enclosed cab. The measurement was conducted at 70% of the maximum engine cooling fan speed. The sound level may vary at different engine cooling fan speeds. The measurement was conducted with the cab doors and the cab windows closed. The cab was properly installed and maintained.
- **Sound Level Information for Machines in European Union Countries and in Countries that Adopt the “European Union Directives”** – The information below applies to only the machine configurations that have the “CE” mark on the Product Identification Plate.
- The declared dynamic operator sound pressure level is 75 dB(A) when “ISO 6396:2008” is used to measure the value for an enclosed cab. The measurement was conducted at 70% of the maximum engine cooling fan speed. The sound level may vary at different engine cooling fan speeds. The measurement was conducted with the cab doors and the cab windows closed. The cab was properly installed and maintained.
- Hearing protection is recommended when operating with an open operator station and cab (when not properly maintained or doors/windows open) for extended periods or in noisy environment.
- The declared exterior sound power level is 111 dB(A) when the value is measured according to the dynamic test procedures and the conditions that are specified in “ISO 6395:2008.” The measurement was conducted at 70% of the maximum engine cooling fan speed. The sound level may vary at different engine cooling fan speeds.
- The whole body vibration information is available in HEGQ3339 “Driving Down Vibration” available from your local Caterpillar dealer.
- The hand/arm vibration of this machine is below 2.5 meters per second squared.



# D6T Track-Type Tractor Specifications

## Dimensions

All dimensions are approximate.



	XL	XL Fine Grading	XW	LGP
<b>1</b> Track gauge	1880 mm	1880 mm	2032 mm	2286 mm
<b>2</b> Width of tractor over trunnions	2690 mm	2690 mm	2944 mm	3480 mm
Width of tractor without trunnions (standard track)	2590 mm	—	2792 mm	3201 mm
<b>3</b> Machine height** from tip of grouser:				
ROPS	3185 mm	3185 mm	3185 mm	3235 mm
Premium Light Package	3341 mm	3341 mm	3341 mm	3097 mm
Height to top of Sweeps (not shown)	3199 mm	3199 mm	3199 mm	3249 mm
<b>4</b> Length of track on ground	2860 mm	3270 mm	2860 mm	3270 mm
<b>5</b> Length of basic tractor	4250 mm	4546 mm	4250 mm	4546 mm
With following attachments add:				
Drawbar	218 mm	229 mm	218 mm	229 mm
Ripper Multi-shank (tip at ground line)	1395 mm	—	1395 mm	1259 mm
Winch	570 mm	—	570 mm	435 mm
S Blade	—	—	—	947 mm
SU Blade/SU Blade Narrow	1068 mm	1070 mm	1068 mm	—
A Blade	1007 mm	—	1068 mm	1305 mm
VPAT Blade	—	—	—	—
<b>6</b> Height of grouser	65 mm	65 mm	65 mm	65 mm
<b>7</b> Ground clearance	372 mm	406 mm	372 mm	406 mm
Oscillation at front idler	141 mm	163 mm	137 mm	163 mm
Track pitch	203 mm	203 mm	203 mm	203 mm
Number of shoes per side	41	45	41	45
Track rollers/carrier rollers per side	7/1	8/1	7/1	8/1
Standard shoe	560 mm	610 mm	760 mm	915 mm
Ground contact area (standard track)* – ISO 16754	3.54 m <sup>2</sup>	4.53 m <sup>2</sup>	4.81 m <sup>2</sup>	6.53 m <sup>2</sup>
Ground pressure* – ISO 16754	58.1 kPa	44.9 kPa	44.5 kPa	34.4 kPa
<b>8</b> Drawbar height	576 mm	626 mm	576 mm	626 mm
From ground face of shoe	511 mm	561 mm	511 mm	561 mm

All dimensions above with SystemOne undercarriage.

\*XL and XW with SU blade, LGP with S blade with no rear attachments unless otherwise specified and calculated per ISO 16754.

XL Fine Grading with 610 mm shoes and SU blade.

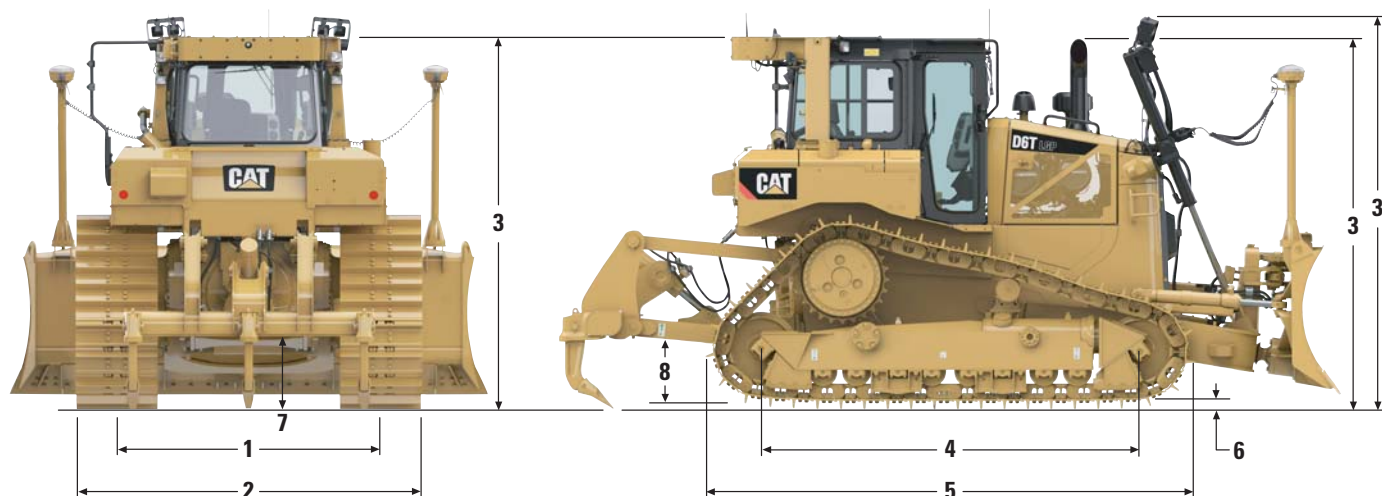
\*\*When Cat Grade Control 3D antennas are installed, overall machine height increases by approximately 82 mm.



# D6T Track-Type Tractor Specifications

## Dimensions

All dimensions are approximate.



	XL VPAT	XW VPAT	LGP VPAT
<b>1</b> Track gauge	2134 mm	2286 mm	2286 mm
<b>2</b> Width of tractor over trunnions	—	—	—
Width of tractor without trunnions (standard track)	2717 mm	2996 mm	3143 mm
<b>3</b> Machine height** from tip of grouser:			
ROPS	3185 mm	3235 mm	3235 mm
Premium Light Package	3308 mm	3358 mm	3358 mm
Height to top of Sweeps (not shown)	3199 mm	3249 mm	3249 mm
<b>4</b> Length of track on ground	2860 mm	3270 mm	3270 mm
<b>5</b> Length of basic tractor	4950 mm	5086 mm	5086 mm
With following attachments add:			
Drawbar	218 mm	229 mm	229 mm
Ripper Multi-shank (tip at ground line)	1395 mm	1259 mm	1259 mm
Winch	570 mm	435 mm	435 mm
S Blade	—	—	—
SU Blade	—	—	—
A Blade	—	—	—
VPAT Blade	420 mm	420 mm	420 mm
<b>6</b> Height of grouser	65 mm	65 mm	65 mm
<b>7</b> Ground clearance	372 mm	406 mm	406 mm
Oscillation at front idler	141 mm	163 mm	163 mm
Track pitch	203 mm	203 mm	203 mm
Number of shoes per side	41	45	45
Track rollers/carrier rollers per side	7/1	8/1	8/1
Standard shoe	560 mm	710 mm	785 mm
Ground contact area (standard track)*	3.54 m <sup>2</sup>	5.10 m <sup>2</sup>	5.60 m <sup>2</sup>
Ground pressure*	65.5 kPa	46.4 kPa	42.6 kPa
<b>8</b> Drawbar height	576 mm	626 mm	626 mm
From ground face of shoe	511 mm	561 mm	561 mm

All dimensions above with SystemOne undercarriage.

\*XL and XW with SU blade, LGP with S blade with no rear attachments unless otherwise specified and calculated per ISO 16754.

\*\*When Cat Grade Control 3D antennas are installed, overall machine height increases by approximately 82 mm.



## Standard Equipment

Standard equipment may vary. Consult your Cat dealer for details.

### POWER TRAIN

- C9.3 ACERT diesel engine
- Meets Tier 4 Final, Stage IV, Korea Tier 4 emission standards
- Air cleaner, Strata tube precleaner with dust ejection
- Air filter with electronic service ind.
- Aftercooler – Air to Air (ATAAC)
- Coolant, extended life
- Enhanced Auto Shift (EAS)
- Fan, hydraulic
- Final drives, single reduction planetary
- Fuel priming pump, electric
- Parking brake, electronic
- Radiator, aluminum bar plate
- Shift management
  - Automatic directional and downshift
  - Controlled throttle, load compensated
- Starting aid, ether, automatic
- Torque divider
- Transmission, electronically controlled powershift
- Turbocharger, wastegate
- Water separator

### UNDERCARRIAGE

- SystemOne
- Carrier rollers
- Clamp master link
- Equalizer bar
- Guards, end track guiding
- Idlers, center tread, lifetime lubricated
- Rollers, lifetime lubricated
- Track, lifetime lubricated
- Track roller frames, tubular
- Track adjusters, hydraulic
- Sprocket rim segments, replaceable

### ELECTRICAL

- Alarm, backup
- Alternator, brushless
- Batteries, two maintenance free 12V (1,400 cca) (24V system), heavy duty
- Converter, two 10 Amp 12V outlets
- Connector, diagnostic
- Electric start, 24V
- Horn, forward warning

### OPERATOR ENVIRONMENT

- A/C, ROPS mounted condenser
- Armrest, adjustable
- Cab, ROPS/FOPS, sound suppressed, pressurized
- Cupholders
- Decelerator and brake pedals
- Electro-hydraulics implement and steering controls
- Six gauge cluster (engine coolant temperature, power train oil, hydraulic oil temperature, fuel level, engine rpm display/gear display, DEF level)
- Foot pads, dash
- Glove box
- Heater
- Hour meter, electronic
- Mirror, rearview
- Power train control module
  - Throttle dial, electronic
  - Enhanced Auto Shift (EAS) control
  - Shift Management Dial
- Radio ready
- Seat, cloth, air-suspension
- Seat belt, retractable 76 mm
- Wipers, two speed

### OTHER STANDARD EQUIPMENT

- CD ROM parts book
- Engine enclosures, perforated
- Front pull device
- Guards, hinged bottom
- Ground level service center with remote electrical disconnect and secondary shutdown switch and hour meter
- Hood, perforated
- Hydraulics, independent steering and work tool and fan pumps
- Hydraulics, load sensing, dozer lift and tilt
- Mounting, lift cylinder
- Oil cooler, hydraulic
- Radiator doors, perforated, louvered, hinged
- S-O-S sampling ports
- Vandalism protection for fluid compartments and battery box

### TECHNOLOGY

- Cat Slope Indicate
- Product Link
- Cat Stable Blade

## Optional Equipment

Optional equipment may vary. Consult your Cat dealer for details.

### POWER TRAIN

- Drains, ecology, power train
- Oil change system, power train
- Fuel system, fast fill
- Precleaner with screen
- Refueling pump
- Thermal shield including insulated CEM

### UNDERCARRIAGE

- XL machines
- XW machines
- LGP machines
- XL VPAT machines
- XW VPAT machines
- LGP VPAT machines
- XL Fine Grading machines
- Track Pairs (XL SU Tractor, 41 sections)
  - 560 mm Moderate Service (SystemOne)
  - 560 mm Extreme Service (SystemOne)
  - 610 mm Extreme Service (SystemOne)
  - 610 mm Extreme Service Center Hole (SystemOne)
  - 560 mm Moderate Service (Heavy Duty)
  - 560 mm Extreme Service (Heavy Duty)
  - 610 mm Extreme Service Trapezoidal (Heavy Duty)

- Track Pairs (XL SU Tractor Fine Grading, 45 sections)
  - 610 mm Moderate Service (SystemOne)
- Track Pairs (XL VPAT Tractor, 41 sections)
  - 560 mm Moderate Service (SystemOne)
  - 560 mm Extreme Service (SystemOne)
  - 560 mm Moderate Service (Heavy Duty)
  - 560 mm Extreme Service (Heavy Duty)
- Track Pairs (XW SU Tractor, 41 sections)
  - 610 mm Moderate Service (SystemOne)
  - 610 mm Extreme Service (SystemOne)
  - 710 mm Moderate Service (SystemOne)
  - 760 mm Moderate Service (SystemOne)
  - 760 mm Extreme Service (SystemOne)
  - 760 mm Moderate Service (Heavy Duty)
- Track Pairs (XW VPAT Tractor, 45 sections)
  - 710 mm Moderate Service (SystemOne)
  - 710 mm Extreme Service (SystemOne)
  - 710 mm Extreme Service (Heavy Duty)
- Track Pairs (LGP S Tractor, 45 sections)
  - 915 mm Moderate Service (SystemOne)
  - 915 mm Extreme Service (SystemOne)
  - 915 mm Moderate Service (Heavy Duty)
  - 760 mm Extreme Service Trapezoidal (Heavy Duty)
  - 915 mm Extreme Service Trapezoidal (Heavy Duty)
  - 990 mm Self-Clean (Heavy Duty)

- Track Pairs (LGP VPAT Tractor, 45 Sections)
  - 790 mm Moderate Service Offset (SystemOne)
  - 790 mm Moderate Service Offset (Heavy Duty)

### HYDRAULICS

- Control arrangement – ripper
- Control arrangement – ripper/winch

### STARTERS, BATTERIES AND ALTERNATORS

- Alternator, 150 amp
- Alternator, 150 amp, ducted
- Fan, reversing, cold weather
- Cold Weather Package 240V
  - Heater (240V), engine coolant
  - Starter, Heavy Duty



## Optional Equipment

Optional equipment may vary. Consult your Cat dealer for details.

### ELECTRICAL

- Lights 6, basic
  - Lights 6, rear screen
- Lights 10, premium
  - Lights, 10, rear screen
  - Lights, sweeps
- Strobe, warning

### OPERATOR ENVIRONMENT

- Camera, rear vision
- Glass, dual pane and precleaner
- Standard Plus seat
  - Cloth, heated cushions, air suspension
- Premium seat
  - Cloth with leather bolsters
  - Heated and ventilated cushions
  - Air suspension
  - Visibility arrangement, single camera
  - Radio – AM/FM/AUX/USB/Bluetooth

### TECHNOLOGY PRODUCTS

- AccuGrade Ready
- Cat Grade Control 3D
- Product Link Cellular
- Product Link Satellite

### FENDERS AND GUARDS

- Fenders
  - Basic (VPAT/non-VPAT)
  - Fast-fill ready (VPAT/non-VPAT)
  - With Seal Group (non-VPAT)
- Alarm, backup, guarded
- Guard, bottom, sealed
- Guard, final drive seals
- Guard, fuel tank
- Guard, lights
- Hitch, front
- Screen, rear cab
- Sweeps package

### TRACK GUIDING GUARD ARRANGEMENTS (SystemOne)

- Guide, track, moderate service
- Guide/guard, track, full length

### OTHER ATTACHMENTS

- Counterweight, rear
- Counterweight, rear slab
- Counterweight, additional
- Drawbar, rigid long
- Striker bar box, rear

### WINCH ARRANGEMENTS

- PA56 winch package, standard speed
- PA56 winch package, slow speed

### BLADES

- 6SU XL
- 6SU XL – Narrow
- 6SU XL – Guarded
- 6SU XL – Guarded, Narrow
- 6SU XL – Fine Grading, Narrow
- 6SU XL – ARO
- 6SU XL, Landfill
- 6SU XW
- 6SU XW – Guarded
- 6SU XW – ARO
- 6SU XW, Landfill
- 6A XL
- 6A XW
- 6A LGP
- 6S LGP
- 6S LGP – ARO
- 6S LGP, Landfill
- VPAT XL
- VPAT XW
- VPAT LGP

### GROUND ENGAGING TOOLS

- Ripper, multi-shank
- Tooth, multi-shank ripper
- Tooth, straight, 1 shank
- Teeth, straight, set of 2
- Teeth, straight, set of 3

### MISCELLANEOUS

- Seal group
- Grab handles

### SPECIAL ARRANGEMENTS

- Forestry Arrangement
- Waste Handling Arrangement
- Waste Handling Arrangement VPAT

For more complete information on Cat products, dealer services, and industry solutions, visit us on the web at [www.cat.com](http://www.cat.com)

© 2015 Caterpillar  
All rights reserved

Materials and specifications are subject to change without notice. Featured machines in photos may include additional equipment. See your Cat dealer for available options.

CAT, CATERPILLAR, SAFETY.CAT.COM, their respective logos, "Caterpillar Yellow" and the "Power Edge" trade dress, as well as corporate and product identity used herein, are trademarks of Caterpillar and may not be used without permission.

VisionLink is a trademark of Trimble Navigation Limited, registered in the United States and in other countries.

AEHQ7344-01 (08-2015)  
Replaces AEHQ7344  
(EU/ANZ/South Korea)

