






Machine Count

Name _____

Which of these Cat® machines do children like the best? Ask your classmates. Make one tally mark for each classmate's answer. Then calculate the total for each machine.

Favorite Machine at the Caterpillar Visitors Center		Total
 797F Mining Truck		
 CT660 Vocational Truck		
 318E Hydraulic Excavator		
 966K Wheel Loader		
 420F IT Backhoe Loader		

Make a bar graph using the information you gathered from your classmates.

- Write a title at the top to tell what the graph is about. Label the side of the graph to explain what the numbers tell. Label the bottom of the graph to tell about the bars.
- Choose and write numbers for the side of the graph. On the bottom of the graph use 797F, CT660, 318E, 966K, and 420F to represent each machine.
- Draw and shade a bar to show the number of votes for each Cat machine.

