

MH3059

Wheel Material Handler



Engine

Engine Model	Cat® C9 ACERT™	
Net Power (ISO 9249)	242 kW	325 hp

Weights

Operating Weight	58 967 kg	130,000 lb
------------------	-----------	------------

Working Ranges

Long Boom/Long Stick		
Maximum Reach	19.3 m	63'5"
Maximum Height	21.5 m	70'5"
Maximum Depth	6.3 m	20'7"

Introduction

We know that when it comes to material handling equipment, your success depends on high productivity and dependable performance.

The new Cat® MH3059 Material Handler is designed where harsh environments and severe duty applications of industrial, scrap recycling, and bulk handling operations call for safe, quality and reliable products. The MH3059 is a purpose-built material handler from the ground up. Everything about this machine is designed to do one thing well – move material.

Contents

Key Features	4
Engine and Power Train	6
Hydraulic System	8
Structure and Frame.....	10
Front Linkage	12
Integrated Technology	13
Operator Station.....	14
Serviceability	15
Safety and Security	16
Complete Customer Care.....	18
Sustainability	19
Work Tool Attachments.....	20
Specifications	22
Standard Equipment	26
Optional Equipment.....	27





CAT

CAT MH3059



Key Features

Commitment from the Ground Up



Safety and Comfort

Decrease the risk for slips and falls with the patented “ground entry and exit” hydraulic cab riser system. This innovative system will lower the cab to ground level for operator entry and exit. This is one of many features the MH3059 brings to improve the safety of your operations.



Efficiency

Recognizing that fuel efficiency is directly affected by hydraulic performance, the hydraulic system in the MH3059 is carefully designed to provide the work needed without wasting fuel. A high capacity hydraulic cooling system keeps operating temperatures low, resulting in longer component life, higher efficiency and lower repair cost.

Structural Integrity

You expect quality and durability. The MH3059 is purpose-built from the ground up with frame construction that utilizes continuous welds, extensive chamfering, “feathered” weld end points and radiused corners. Critical areas use high grade structural steel, and areas susceptible to side loading have pins oversized by 15%-20%, with threaded retention. To withstand extreme loads encountered in material handling applications, both the boom and the stick are built from single piece continuous top and side plates – no seams or baffles.

User-Friendly Technology

Effective operator and machine communication is critical in any job application to ensure productivity. The MH3059 features a user-friendly operating system that clearly communicates machine conditions in plain language, no need to research code definitions. In addition, the in-cab monitor reports machine conditions, warnings and maintenance checks. To increase comfort, operators can adjust machine functions, such as joystick control sensitivity through the operating system.

Lower Operating Cost

Low operating cost was one of the top priorities throughout the MH3059’s design phase. The combination of extending component life, optimizing fuel efficiency and an innovative hydraulic system all work together to provide the lowest possible operating cost.



Engine and Power Train

More Power and Efficiency

Precise Engine Control

The ADEM™ A4 (Advanced Diesel Engine Management) provides quick response to engine demands. Utilizing flexible fuel mapping, the ADEM A4 electronically controlled fuel module monitors performance with sensors in the air intake, fuel, exhaust and cooling system to produce higher efficiency and lower emissions.

Fuel Delivery Technology

The Cat C9 ACERT features electronic controls that govern mechanically actuated unit fuel injection system. With a carefully designed combustion cycle, the C9 lowers emissions produced and improves fuel economy.

Powerful Engine Cooling System

The MH3059's engine cooling system adjusts to demands of work applications. Rated for a 257 kW (350 hp) engine, the cooling system incorporates a variable pitch, auto-reversing Flexxaire cooling fan that runs on set intervals to purge debris from the cooling system, extending component life.

Enhanced Fuel Efficiency with Auto Throttle

Fuel can drastically affect your businesses' operating cost. The fuel saving auto throttle feature reduces the engine rpm back to idle after five seconds of inactivity, decreasing fuel consumption.

Dependable Power Train

True all-wheel drive is achieved with four independent planetary wheel drives. Oscillating rear housing with lock-out feature and solid rubber tires provide machine stability and traction. As a result, there are no transfer cases, axles or drive shafts in the undercarriage from which material could drag and damage machinery.

Convenient Travel

Machine movement is regulated through a two mode shift on the fly travel system that includes a creeper mode up to 3.7 km/h (2.3 mph) and a standard mode up to 11.6 km/h (7.2 mph). Steering and speed are controlled through the joystick controls while forward and reverse direction is controlled through a foot pedal.





More power when you need it, the Cat C9 ACERT large displacement engine optimizes machine performance and enhances fuel efficiency while meeting Tier 3/Stage IIIA emission regulations. The C9 is an 8.8 L (537 in³), in-line 6 cylinder engine rated at 242 kW (325 hp). This market proven Cat engine produces enough power to run simultaneous machine operations.


Hydraulic System

Effective Hydraulics – Improve Your Machine's Performance



Flow Management

Operating costs are cut with flow management technologies. Flow-sharing compensation delivers flow on-demand for smooth, efficient operations, regardless of load. Load sensing pumps generate only the flow and pressure required to meet system demands based on the work being done.



Machine productivity depends on hydraulic performance. The MH3059's hydraulic system is designed to provide power without compromising efficiency, and protect component life to keep your machine running.


Efficient hydraulic power distribution on the MH3059 allows you to run simultaneous operations without compromising performance or efficiency. A dedicated closed loop swing system ensures that machine implement functions do not interfere with swing movement. A dual pump system provides hydraulic power for the implements, work tools, travel and cab riser systems. A two-pad pump drive gearbox evenly divides engine power between two main pumps. A dedicated swing pump provides power for the swing function, maintaining swing priority for improved production and performance.

Low Operating Temperatures

Running at lower operating temperatures protects component life. The MH3059's hydraulic system is linked with its own independent cooling system to ensure that low operating temperatures are maintained. The independent hydraulic cooler features a variable speed auto-reversing hydraulic fan and its own air tunnel to ensure proper ventilation without compromising the engine's cooling system.

Fast Cycle Times

Faster cycle times increase productivity. An efficient load sensing hydraulic system supplies quick lift and implement performance while providing control regardless of boom, stick or travel demands. The dedicated hydrostatic swing system ensures that swing speed is not affected by other machine functions.



Structure and Frame

Built Quality – Structural Integrity



Your operators face harsh working environments that can affect the durability of your equipment. With this in mind, the MH3059 was built beyond industry standards. Structures were subjected to extensive strain gauge testing and finite element analysis to ensure built quality and durability. Not cutting any corners, structural grade steel is used in critical areas.

Built to last, the MH3059 has continuous welds along with chamfering and feathering techniques. Pins and bushings are oversized to prevent stress failures and lubricated through the automatic lubrication system to enhance component durability.

Frame

The MH3059's frame is divided into an upper and lower portion. The upper frame houses the hydraulic cab riser, counterweight, boom, engine and a portion of the hydraulic system. The boom foot is mounted at the upper frame's center to create a stable working platform. The upper frame attaches to the lower frame through the MH3059's rotating axis, a 660 mm (26 in) fully boxed riser ring with 51 mm (2 in) integrated top plate. The lower frame is high off the ground to prevent any materials from dragging and the design is tapered to evenly distribute the weight on its four outriggers.

Counterweight

Weighing 12 247 kg (27,000 lb), the cast counterweight, located at the rear of the machine, includes a grid enclosure to ensure ventilation of the engine and hydraulic machinery compartment. The rearview camera is housed in the counterweight, protecting it from debris.



The MH3059 is meant to be an integral part of your operations for many years to come, built strong with thick plates, radiused corners and detailed welds.



Front Linkage

Durability – Built with No Compromises



You know that a material handler works only as good as its front linkage is able to handle the job. The MH3059's boom and stick are purpose built for the loads encountered in bulk material handling applications, able to withstand extreme loading conditions.

Careful and detailed handling of stresses ensures that the MH3059 has the durability you need for your day-to-day operation. The boom and stick top and side plates are manufactured from single plates of steel to eliminate the need for internal baffles and cross boom weld joints. Feathered welds and strengthened connections complement the structural integrity of the front linkage.

Automatic lubrication on linkage pins and bushings extend component life, protecting your investment.

Excellent lift performance is delivered with dual boom cylinders and stick cylinders. The boom foot mounted on the center of the upper frame creates a stable lifting platform. The 10.8 m (35'5") boom and 9.0 m (29'6") drop nose stick provide a horizontal reach of 19.3 m (63'5") and a large working envelope, minimizing machine travel and reducing operation costs.



Integrated Technology

Efficiently Operate and Manage Your Machine



Manage Assets with Cat Product Link™ (Optional)

Product Link helps you take the guesswork out of equipment management. With timely, useful information, you can better manage your assets and costs. Through the powerful, web-based VisionLink® application you have access to remote monitoring of equipment – see hours and location, site boundaries and maintenance management. When you know where and when your equipment is running, you can manage your fleet more efficiently and effectively. It pays to know Cat Product Link. Consult your Cat dealer for availability of this option.

Track Maintenance

Keep track of important maintenance with sensors in air filters and hydraulic filters. Warnings are displayed once maintenance is needed. Additional maintenance checks are based on time intervals, and maintenance logs are saved on the operating system.

Simple Diagnostics

From the operator screen, all electronic inputs and outputs can be viewed to verify that they are working correctly. Engine fault codes, hydraulic pressure spikes and operating system diagnostic faults are logged.

Adjustable

Your operators can adjust main machine functions to accommodate their preferences. Four operator pre-sets can be customized and saved so that different operators can feel comfortable.

Machine Communication

No need to look up what codes mean, the MH3059 will display in plain language machine settings, controls, faults and warnings. User-friendly communications allow for your operators to be focused on the job at hand.



Operate the MH3059 with less fatigue and greater comfort. The operator station is ergonomically designed to provide a quiet, safe and comfortable work environment. Highly visible monitors, easily accessible switch consoles and operating controls reduce fatigue for your operator. With large windows and joystick controlled steering the MH3059 cab provides ideal job site visibility.

Operator Station

Built for Your Comfort

Comfort with the Cat D Series Cab

Comfortable operators make productive operators, which is why the MH3059 is equipped with our Cat D Series cab. The interior of the cab is spacious, and controls are ergonomically located within comfortable reach for the operator. This sturdy operator station features window panes that are attached directly onto the frame eliminating the need for sills that may be visual obstacles and weak stress points.

Convenient Cab Riser

Avoid unnecessary hassles and potential injuries. Start your day walking into the cab at ground level with our innovative hydraulic cab riser system. The cab riser can reach a height of 7.2 m (23'6") (eye level) in approximately 17 seconds, and come back to the ground in approximately 13 seconds.

Increased Productivity with Electronic Joystick Controls

Experience smoother, faster production with electronic joystick controls. Customizable machine functions allow the machine to be fine tuned to operator preferences.



Serviceability

Efficient Servicing for More Productivity



To ease serviceability on the MH3059, all primary service points are conveniently located under a single access service panel on the right side of the machine or beneath the top engine access panel. Easily locate components with the engine and cooling system's longitudinal layout. Both panels are hinged with gas struts, ensuring that one technician can easily access all maintenance points.

Spacious Compartments

Purposefully designed, the spacious and lighted compartments allow for technicians to maneuver easily while accessing the engine, cooling system, hydraulic components and filters for maintenance and inspection.

Labeled Service Points

We have taken the guesswork out of identifying key hydraulic hoses and electrical wiring with name labels to ease maintenance.

Automatic Lubrication

Machine life is improved and operating costs are lowered by having the machine in charge of timely lubrication intervals. Upper and lower auto-lube sends grease based on duration runtime. The machine is factory set to run grease point lubrication every 15 minutes of use and the reservoir is estimated to run about 400 hours between fills.


Guards, Railings and Anti-Slip Surfaces

Being able to safely service machinery is a primary concern for all owners. Equipped with handrails and anti-slip surfaces, technicians can safely perform inspections and maintenance.



Safety and Security

Your Safety Is Our Priority



Ground Access Cab

You are safer from the risk of slips and falls with the MH3059's patented ground entry and exit cab riser system. In the event of a power loss, a cab riser pressure release valve located in the operator station allows for the cab to be lowered, enabling the operator to safely exit the machine.

MAINTAIN A CLEAN WORK STATION, SAFELY, CONVENIENTLY

Falling Object Guard System (FOGS)

Falling and flying debris is one of the hazards of the workplace. To protect your operator, the MH3059 is equipped with the impact-absorbing cab guard that conforms to ISO 10262 safety standards. The Falling Object Guarding System consists of two parts that are bolted on top of the cab and on front of the windshield.




High Operator Visibility

The ability to see your work area is critical to a safe working environment. The cab is purposefully designed to provide high visibility and ensure that the operator can view his work area. The cab includes a polycarbonate skylight, removable window panes and a rear window that serves as an emergency exit. Joystick controls in lieu of a steering wheel provide a less obstructed front view. In addition, a cab mounted windshield wiper improves operator visibility in wet weather conditions.



Rearview Camera

Having line of sight to what is happening behind the machine is vital in maintaining a safe work environment, which is why a rearview camera is mounted on the counterweight. The live audio and video transmission is fed through the HD color monitor in the cab.



Safer Operations

Maintain safe working distances with the stick limiter, which prevents the work tool from coming into close proximity to the operator station. Function override controls allow for up close work.

Operators will be warned through the cab monitor when the machine is nearing or exceeding lift capacity. If lift capacity is exceeded, boom and stick functions are limited as an added assurance to protect your investment from preventable accidents.

Complete Customer Care

Commitment to Your Uptime



Product Support

You can maximize your machine's uptime with the Cat worldwide dealer network. You can also decrease your repair costs by utilizing Cat remanufactured components.

Machine Selection

What are your job requirements and machine attachments? What production do you need? Your Cat dealer can provide recommendations to help you make the right machine configuration decisions.

Operation

You can boost your profits by improving your operator's techniques. Your Cat dealer has videos, literature and other ideas to help increase productivity. Caterpillar offers simulators and certified operator training to help maximize the return on your investment.

Purchase

You can ensure lower owning and operating costs by utilizing unique Cat dealer services and financing options.

Replacement

Repair, rebuild, or replace? Your Cat dealer can help evaluate the cost involved so you can make the best choice for your business.





Sustainability

Built for a Better Tomorrow

Low Emissions

MH3059, powered by the Cat C9 ACERT engine, meets U.S. EPA Tier 3 and EU Stage IIIA emission standards.

Rebuild

Major structures and components of the MH3059 are designed to be rebuilt, to extend the life of your machinery. The remanufactured and reused parts help to reduce waste, operating cost and impact to the environment.

Efficiency

The combination of an efficiently designed hydraulic system and a market proven efficient engine work together on the MH3059 to provide excellent fuel economy and still deliver the power you need.

Work Tool Attachments

Work Tools That Matter



Optional Cat Generator

If your work tool or application needs additional power for operation, the MH3059 can come equipped with an optional 33 kW solid state generator. The genset is capable of producing enough power to operate an 1829 mm (72 in) diameter magnet. The optional solid state genset would be housed in the engine compartment for ease of maintenance without obstructing other machine components.



Cat Orange Peel Grapples

A Cat Orange Peel Grapple is the perfect solution for material handlers in scrap yards, recycling plants and transfer stations. A 360° rotation system and 4-tine configuration efficiently and safely handles shredded scrap, waste, long structural beams, car bodies and many other materials.

Achieve Maximum Penetration

Tine angle and tip shape of the Cat grapple work together like daggers, punching deep into the scrap pile. The grapple's high contoured center profile further enhances penetration for a full load every time.

Stack Higher

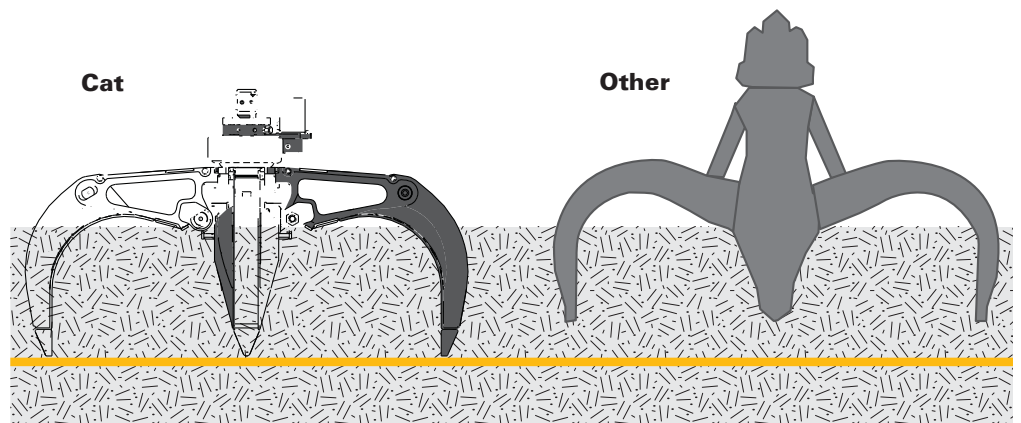
Cat Orange Peel Grapples have a low profile and short overall height, allowing the operator to reach and stack higher.

Models to Fit Your Application

For an ideal match with the MH3059, Cat Orange Peel Grapples come in a 4-tine configuration and range in capacities from 1.15 m³ to 1.9 m³ (1.50 yd³ to 2.5 yd³).

Reduced Damage and Downtime

Cat cylinders and hoses are located inside the grapple, protected against cutting and scoring from scrap impact. Four exposed connector lines to the machine are guarded – protecting them from damage.



MH3059 Wheel Material Handler Specifications

Engine

Engine Model	Cat C9 ACERT	
Emissions	U.S. Stage IIIA/Tier 3	
Net Power (ISO 9249)	242 kW	325 hp
Bore	112 mm	4.41"
Stroke	149 mm	5.87"
Fuel Capacity	416 L	110 gal
Displacement	8.8 L	537 in ³
Cylinders	6 in-line	
Maximum Torque @ 1,400 rpm	1.48 kN·m	1,095 lbf·ft

Weights

Operating Weight	58 967 kg	130,000 lb
Boom Weight (with cylinders)	6260 kg	13,800 lb
Upper Weight	28 531 kg	62,900 lb
Stick Weight (with cylinders)	3629 kg	8,000 lb
MH Undercarriage, 4 Welded Outriggers	20 548 kg	45,300 lb
Counterweight	12 247 kg	27,000 lb

Hydraulic System

Controls	Electro/hydraulic pilot controls	
Tank Capacity	492 L	130 gal
System Capacity	776 L	205 gal

Hydraulic System: Maximum Pressure

Implement Circuit	33 095 kPa	4,800 psi
Travel Circuit	33 095 kPa	4,800 psi
Auxiliary Circuit		
High Pressure		
Factory Setting	22 750 kPa/ 15 168 kPa	3,300 psi/ 2,200 psi
Maximum Allowable Relief Setting	33 095 kPa	4,800 psi
Medium Pressure		
Factory Setting	15 168 kPa	2,200 psi
Maximum Allowable Relief Setting	17 237 kPa	2,500 psi
Swing Circuit	37 921 kPa	5,500 psi

Hydraulic System: Maximum Flow

Implement Circuit, Combined (2 pumps)	636 L/min	168 gal/min
Auxiliary Circuit		
High Pressure	300 L/min	79 gal/min
Medium Pressure	95 L/min	25 gal/min
Operating Temperature	60-73° C	140-164° F

Swing Mechanism

Swing Speed	7.0 rpm	
Swing Torque	131.5 kN·m	97,000 lbf·ft
Swing System	Closed loop hydrostatic system with electro-proportional controls	
Maximum Swing Pump Flow	197 L/min	52 gal/min

Transmission

Maximum Travel Speed	11.6 km/h	7.2 mph
Creeper Speed	3.7 km/h	2.3 mph
Maximum Gradeability	35%	

Service Refill Capabilities

Fuel Tank	416 L	110 gal
Cooling System	36 L	9.5 gal
Engine Crankcase with Filter	33 L	8.7 gal
Final Drive (each)	7.6 L	2 gal
Hydraulic Tank	492 L	130 gal
Hydraulic System (including tank)	776 L	205 gal
Pump Drive	5.7 L	1.5 gal

Outriggers

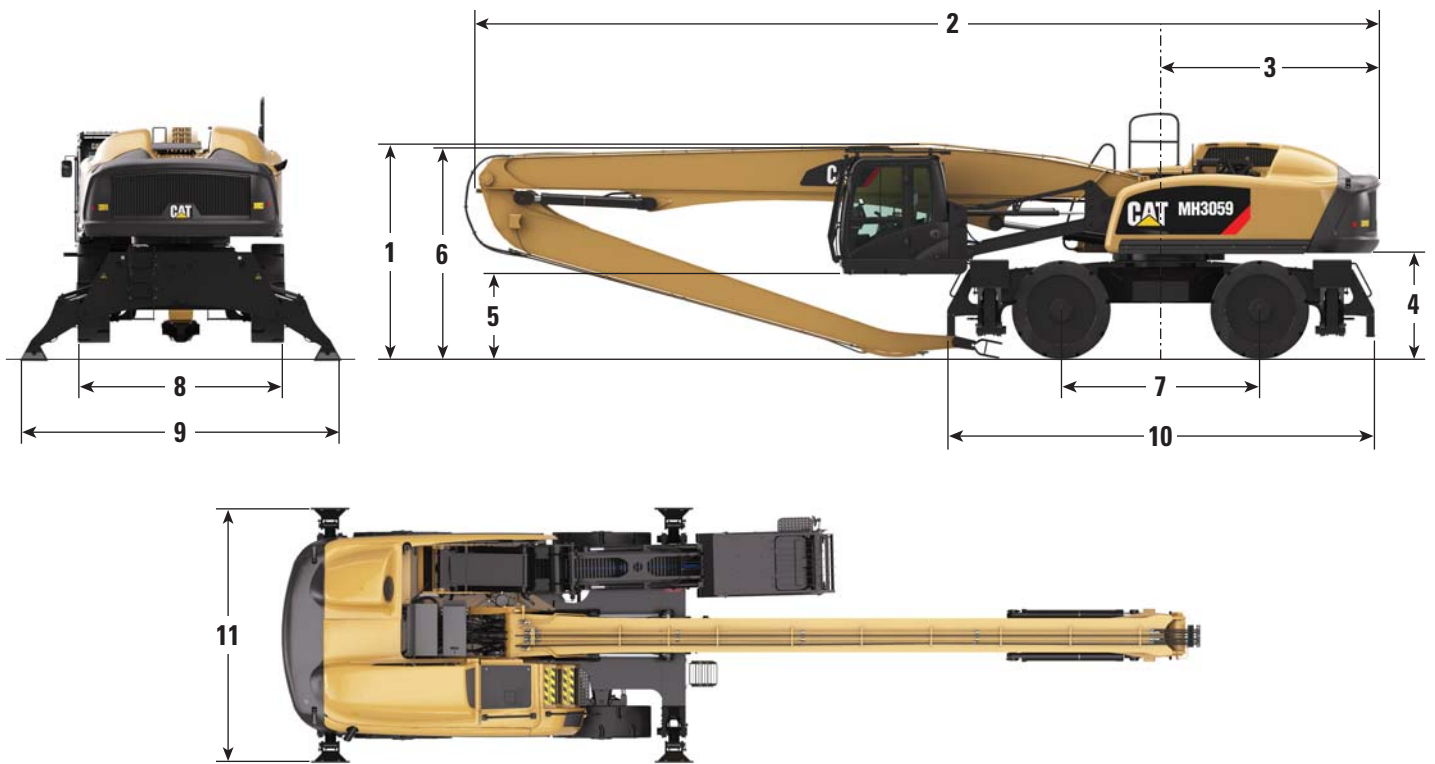
Ground Penetration	152 mm	6"
--------------------	--------	----

Undercarriage

Ground Clearance at Lowest Point	273 mm	10.75"
Oscillation Axle Angle	±4 degrees	
Minimum Turning Radius (inside)	6.4 m	21'0"

Dimensions

All dimensions are approximate.

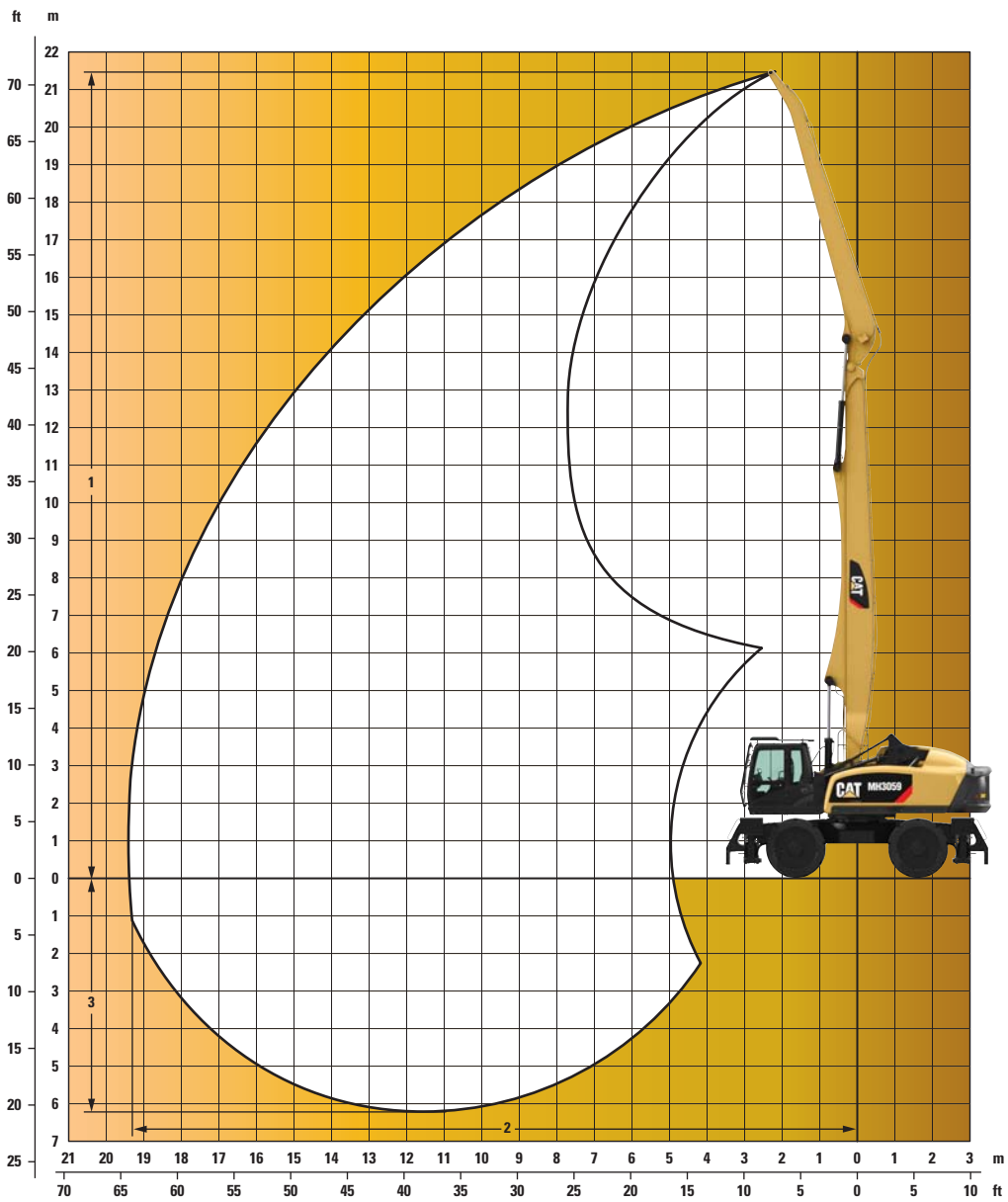


	MH3059	
1 Shipping Height	4096 mm	13'5"
2 Shipping Length	14 542 mm	47'9"
3 Tail Swing Radius	3543 mm	11'8"
4 Counterweight Clearance	1737 mm	5'8"
5 Cab Clearance – Lowered to Ground*	241 mm	10"
6 Cab Height		
Transportation	3314 mm	10'10"
Raised to Top of FOGS Guard	7540 mm	24'9"
7 Wheel Base	3200 mm	10'6"
8 Undercarriage Width	3632 mm	11'11"
9 Stabilizer Width on Ground	5613 mm	18'5"
10 Undercarriage Length	6858 mm	22'6"
11 Shipping Width	3632 mm	11'11"

*Factory set at 241 mm (10") – adjustable through the operating system to be lower or higher.

MH3059 Wheel Material Handler Specifications

Working Ranges



MH3059

Boom Length	10.8 m	35'5"
Stick Length	9.0 m	29'6"
1 Maximum Height	21.5 m	70'5"
2 Maximum Reach	19.3 m	63'5"
3 Maximum Depth	6.3 m	20'7"

MH3059 Lift Capabilities

Pin Heights			Horizontal Reach												
			3.0 m (10 ft)	4.5 m (15 ft)	6.0 m (20 ft)	7.5 m (25 ft)	9.0 m (30 ft)	10.5 m (35 ft)	12.0 m (40 ft)	13.5 m (45 ft)	15.0 m (50 ft)	16.5 m (55 ft)	18.0 m (60 ft)		
21.0 m (70.0 ft)	2 sets stabilizers lowered	kg lb													
19.5 m (65.0 ft)	2 sets stabilizers lowered	kg lb				10 200 22,490	8340 18,400								
18.0 m (60.0 ft)	2 sets stabilizers lowered	kg lb					8960 19,760	7660 16,880							
16.5 m (55.0 ft)	2 sets stabilizers lowered	kg lb						8040 17,720	7160 15,790						
15.0 m (50.0 ft)	2 sets stabilizers lowered	kg lb						7960 17,560	7520 16,580	6880 15,170					
13.5 m (45.0 ft)	2 sets stabilizers lowered	kg lb						7870 17,360	7410 16,350	7030 15,510	6480 14,290				
12.0 m (40.0 ft)	2 sets stabilizers lowered	kg lb						7940 17,500	7440 16,400	7020 15,470	6660 14,690	5960 13,140			
10.5 m (35.0 ft)	2 sets stabilizers lowered	kg lb						8810 19,430	8140 17,950	7570 16,700	7090 15,630	6680 14,730	6220 13,710		
9.0 m (30.0 ft)	2 sets stabilizers lowered	kg lb						9290 20,480	8480 18,690	7800 17,210	7220 15,920	6770 14,930	6360 14,030	5300 11,690	
7.5 m (25.0 ft)	2 sets stabilizers lowered	kg lb				10 800 23,810	9940 21,920	8930 19,690	8120 17,910	7460 16,450	6910 15,230	6440 14,190	5870 12,940		
6.0 m (20.0 ft)	2 sets stabilizers lowered	kg lb			13 490 29,740	12 440 27,440	10 740 23,680	9470 20,890	8500 18,740	7710 17,010	7070 15,600	6530 14,400	6000 13,240		
4.5 m (15.0 ft)	2 sets stabilizers lowered	kg lb		23 430 51,670	17 810 39,270	13 800 30,430	11 610 25,610	10 060 22,190	8900 19,630	7990 17,620	7260 16,000	6640 14,640	6000 13,240		
3.0 m (10.0 ft)	2 sets stabilizers lowered	kg lb		8130 17,920	20 000 44,100	15 120 33,350	12 470 27,500	10 640 23,460	9300 20,500	8260 18,210	7430 16,380	6730 14,840	6090 13,430		
1.5 m (5.0 ft)	2 sets stabilizers lowered	kg lb		3290 7,250	12 260 27,030	16 210 35,750	13 200 29,110	11 140 24,560	9640 21,250	8490 18,720	7570 16,690	6780 14,960	6060 13,360		
Ground Line	2 sets stabilizers lowered	kg lb	890 1,980	3070 6,770	7750 17,090	16 920 37,310	13 720 30,250	11 510 25,370	9890 21,800	8640 19,060	7640 16,850	6780 14,950	5940 13,100		
-1.5 m (-5.0 ft)	2 sets stabilizers lowered	kg lb		3630 8,010	7010 15,460	14 790 32,620	13 960 30,790	11 690 25,770	10 000 22,050	8680 19,150	7610 16,780	6670 14,700	5680 12,530		
-3.0 m (-10.0 ft)	2 sets stabilizers lowered	kg lb		4450 9,820	7250 15,990	13 050 28,780	13 880 30,610	11 630 25,650	9930 21,890	8580 18,910	7440 16,400	6390 14,090			
-4.5 m (-15.0 ft)	2 sets stabilizers lowered	kg lb				7900 17,410	12 880 28,390	13 440 29,630	11 300 24,910	9620 21,220	8250 18,200	7050 15,550			
-6.0 m (-20.0 ft)	2 sets stabilizers lowered	kg lb						12 580 27,730	10 610 23,400	9010 19,860					

Note: We would not recommend using these machines to lift with the stabilizers raised.

Standard Equipment

Standard equipment may vary. Consult your Cat dealer for details.

ELECTRICAL

- 24V DC
- Two 12V batteries
- Halogen cab and stick lights
- Engine and hydraulic compartments service lights
- Sealed wiring enclosures

OPERATOR ENVIRONMENT

- Ground access cab
- Bolt-on FOGS
- Tempered glass windows
- Laminated glass front windshield
- Removable lower windshield
- Sliding upper door window
- Suspension seat with adjustable arm rest
- Retractable 76 mm (3") seat belt (cloth)
- Skylight with sun shade
- Upper windshield wiper and washers
- Positive filtered ventilation
- Bi-level air conditioner, heater and defroster
- Instrument panel and gauges
- Interior lighting
- Coat hook
- Audible rearview camera monitor
- LCD monitor
 - Full graphic color display with language display capability
 - Filter and fluid change notifications
 - Working hour information
 - Machine condition monitoring

POWER TRAIN

- 242 kW (325 hp) Cat C9 ACERT diesel engine
- Variable pitch auto reversing fan
- Precleaner plus two-stage air filter

UNDERCARRIAGE

- Four independent wheel drives with planetary gear boxes
- Oscillating rear axle with lock-out feature
- Two mode shift
 - Standard and creeper speeds
- Four wheel independent hydraulic braking plus park brake
- One button operation for all outriggers plus individual controls
- Guarded outrigger cylinders

OTHER STANDARD EQUIPMENT

- Upper and lower auto-lube (excludes outriggers)
- Operating system
- Rearview camera

HYDRAULIC SYSTEMS

- Load sensing variable displacement hydraulics with proportional electro-hydraulic controlled, pre-compensated valves and flow sharing
- Two 318 L/min (84 gal/min) main pumps
- Dedicated closed loop hydrostatic swing system with regenerative hydraulic braking
- 197 L/min (52 gal/min) swing pump at 37 921 kPa (5,500 psi) with large capacity direct drive swing motor
- 1651 mm (64") ring gear
- 23 L/min (6 gal/min) pump for hydraulic cooling fan
- Induction hardened cylinders with electronic cushions
- Load holding valves on cylinders for boom and stick
- Load holding valves on cylinders for outriggers
- Load holding valves on cylinders for cab riser
- Hydraulic warm-up valve

FACTORY INSTALLED OPTIONAL EQUIPMENT

Optional equipment may vary. Consult your Cat dealer for details.

- 33 kW solid state generator
- Hydraulic tank heater
- High intensity stick lights
- High intensity cab lights

FIELD INSTALLED OPTIONAL EQUIPMENT

Optional equipment may vary. Consult your Cat dealer for details.

- Cab reflective film
- Auxiliary keypad
- Software and decals for joystick control reconfiguration
- Cat Product Link
- Cat orange peel grapples with crosshead and connecting lines

For more complete information on Cat products, dealer services, and industry solutions, visit us on the web at www.cat.com

AEHQ7103 (09-2013)
(North America)

© 2013 Caterpillar Inc.
All rights reserved

Materials and specifications are subject to change without notice. Featured machines in photos may include additional equipment. See your Cat dealer for available options.

CAT, CATERPILLAR, SAFETY.CAT.COM, their respective logos, "Caterpillar Yellow" and the "Power Edge" trade dress, as well as corporate and product identity used herein, are trademarks of Caterpillar and may not be used without permission.

