

# 637G Wheel Tractor-Scraper

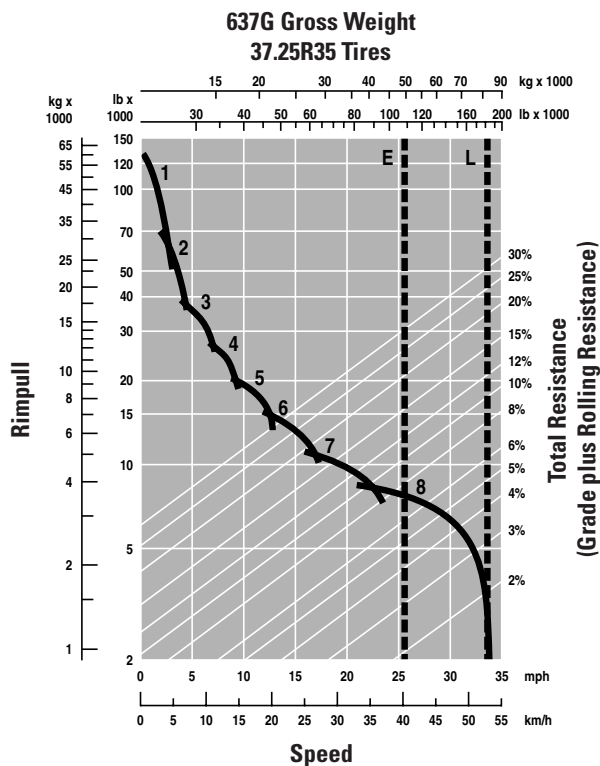
## Gradeability/Speed/Rimpull

To determine gradeability performance:

Read from gross weight down to the percent of total resistance. Total resistance equals actual percent grade plus 1% for each 9 kg/t (20 lb/ton) of rolling resistance. From this weight-resistance point, read horizontally to the curve with the highest obtainable gear, then down to maximum speed. Usable rimpull will depend upon traction available and weight on drive wheels.

- 1—1st Gear Torque Converter Drive
- 2—2nd Gear Torque Converter Drive
- 3—3rd Gear Direct Drive
- 4—4th Gear Direct Drive
- 5—5th Gear Direct Drive
- 6—6th Gear Direct Drive
- 7—7th Gear Direct Drive
- 8—8th Gear Direct Drive

E—Empty 52 047 kg (114,745 lb)  
L—Loaded 86 067 kg (189,745 lb)



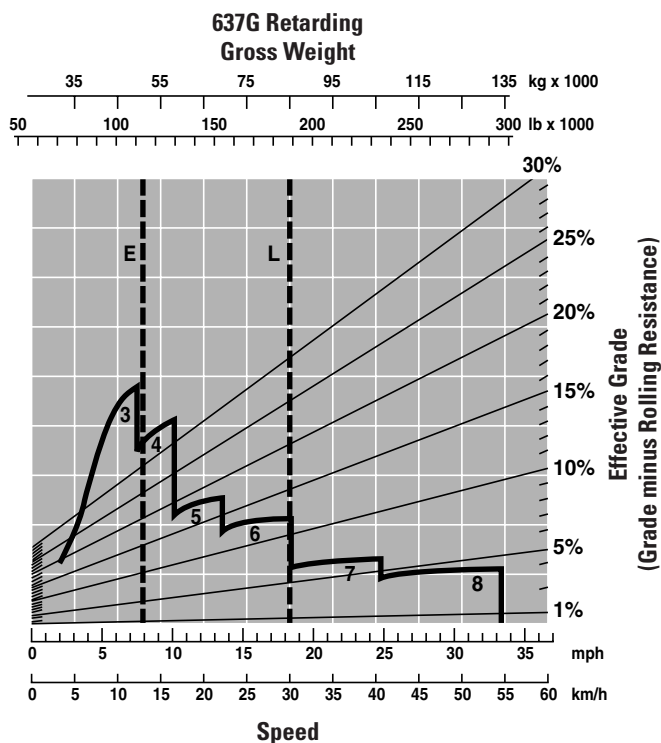
## Retarding

To determine retarding performance:

Read from gross weight down to the percent effective grade. (Effective grade equals actual percent grade minus 1% for each 9 kg/t (20 lb/ton) of rolling resistance). From this weight-effective grade point, read horizontally to the curve with the highest obtainable speed range, then down to maximum descent speed the retarder can properly handle.

- 3—3rd Gear Direct Drive
- 4—4th Gear Direct Drive
- 5—5th Gear Direct Drive
- 6—6th Gear Direct Drive
- 7—7th Gear Direct Drive
- 8—8th Gear Direct Drive

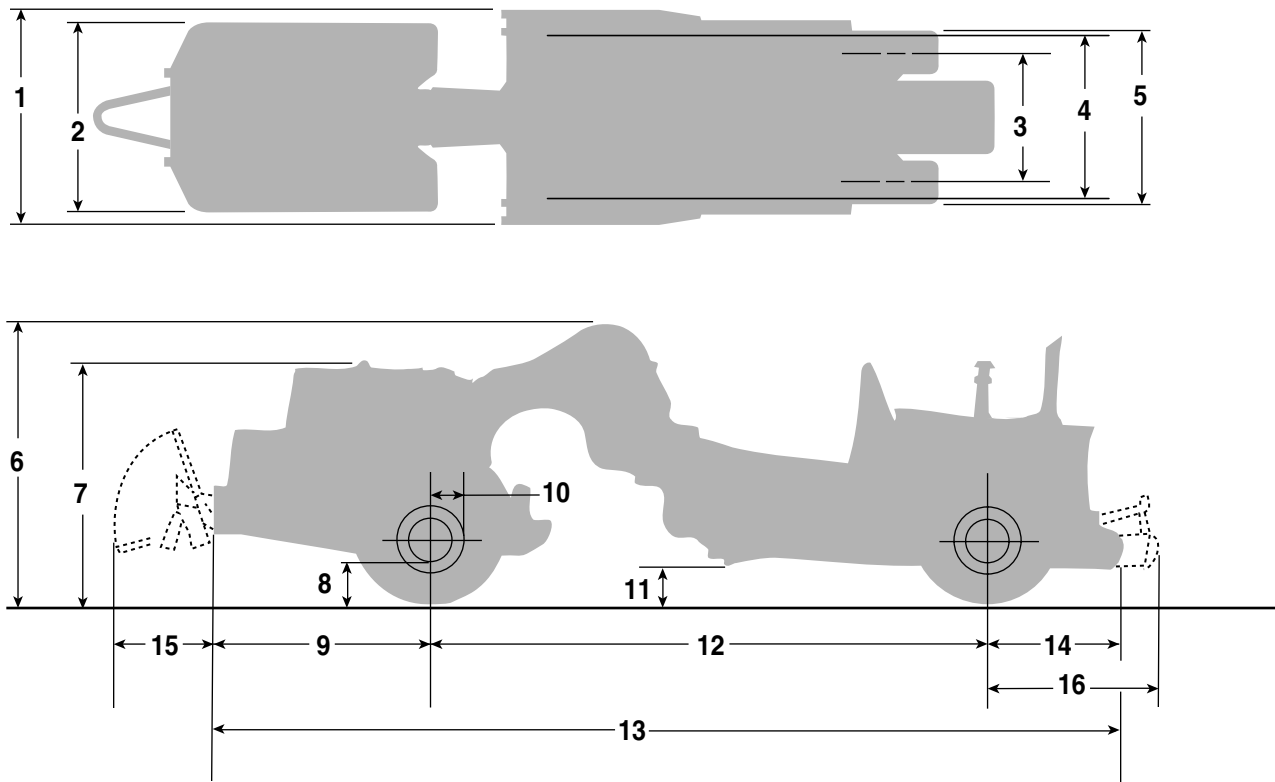
E—Empty 52 047 kg (114,745 lb)  
L—Loaded 86 067 kg (189,745 lb)



# 637G Wheel Tractor-Scraper

## Dimensions

All dimensions are approximate.



Dimensions		637G	
1	Overall machine width	3938 mm	12'11"
2	Tractor width	3481 mm	11'5"
3	Width to center of rear tires	2464 mm	8'1"
4	Width to inside of bowl	3405 mm	11'2"
5	Width to outside of tires	3636 mm	11'11"
6	Overall shipping height	4286 mm	14'1"
7	Height to top of cab	3715 mm	12'2"
8	Tractor ground clearance	665 mm	2'2"
9	Length from front axle to front	3359 mm	11'0"
10	Axle to vertical hitch pin	548 mm	1'10"
11	Maximum scraper blade height	545 mm	1'9"
12	Wheelbase	8769 mm	28'9"
13	Overall machine length	14 565 mm	47'9"
14	Length from rear axle to rear	2437 mm	8'0"
15	Maximum bail length	4960 mm	6'3"
16	Extended push block	2744 mm	9'0"